

Investment Report

Ft. Bend County

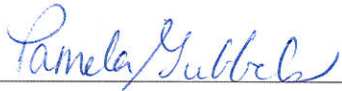
07/01/17 - 07/31/17

1

This report summarizes the investment position of Ft. Bend County for the period 07/01/17 to 07/31/17.

	06/30/17	07/31/17
Book Value	371,392,440.66	445,969,515.35
Market Value	371,189,361.02	445,793,718.31
Par Value	371,389,166.02	445,966,593.31
Change in Market Value		26,930.00
Weighted Average Maturity (in Days)	42	32
Weighted Average Yield-to-Maturity of Portfolio	1.1707%	1.2532%
Yield-to-Maturity of	0.0000%	0.0000%
Accrued Interest		27,155.00

This report is presented in accordance with the Texas Government Code Title 10 Section 2256.023. The below signed hereby certify that, to the best of their knowledge on the date this report was created, Ft. Bend County is in compliance with the provisions of Government Code 2256 and with the stated policies and strategies of Ft. Bend County.



Director of Finance & Investments

11-7-17

Date



County Treasurer

11/7/2017

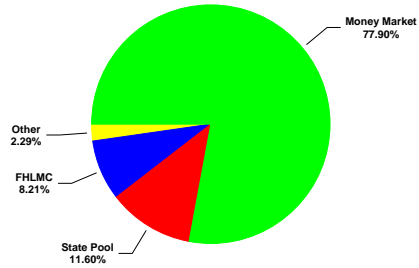
Date

Investment Report

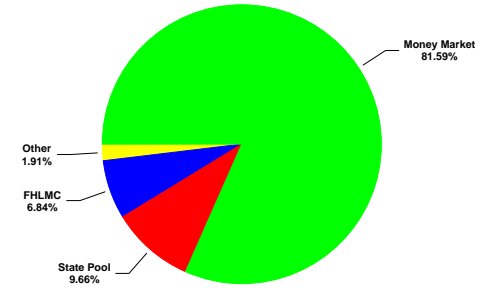
Ft. Bend County

07/01/17 - 07/31/17

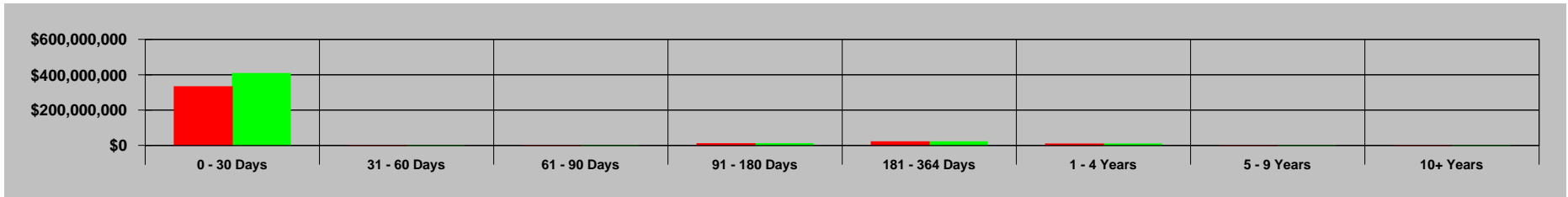
Portfolio Composition - 06/30/17



Portfolio Composition - 07/31/17

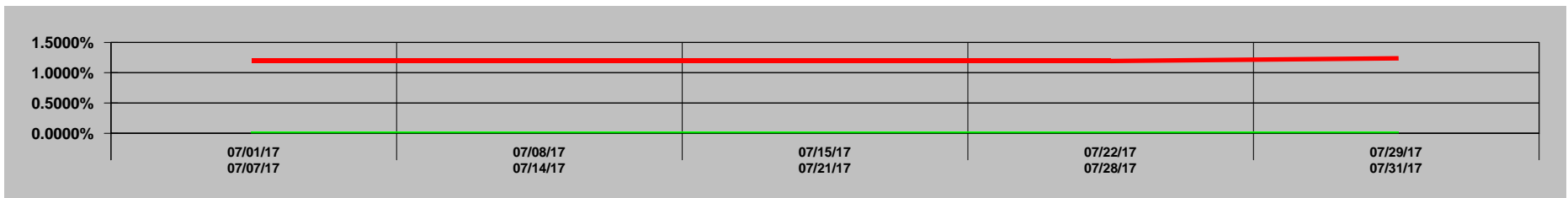


Maturity Aging - 06/30/17 vs 07/31/17



■ Previous Period ■ Current Period

Portfolio Performance - 07/01/17 to 07/31/17



■ Portfolio ■ Series2

GASB 31 Compliance
Ft. Bend County
Effective Interest - Actual Life
Receipts in Period
07/01/17 - 07/31/17

CUSIP	Invest Number	Security Description	Purchase Date	Sale Date	Valuation Method	Yield Earned	Price Source 07/01/17	Beginning Unit Price	Par Value On 07/01/17	Reported Value 07/01/17	Purchase Cost	Sales Proceeds	Ending Unit Price	Par Value On 07/31/17	Price Source 07/31/17	Reported Value 07/31/17	Change in Fair Value	Interest	Net Investment Income
3137BARA3	16-0001	FHLMC 0.75 04/09/18	06/29/16	Open	Fair Value	1.3011	FTI	0.996250	6,000,000.00	5,977,500.00	0.00	0.00	0.996710	6,000,000.00	FTI	5,980,260.00	2,760.00	3,750.00	6,510.00
3134GSH42	16-0002	FHLMC 0.70 12/29/17	06/30/16	Open	Fair Value	1.2280	FTI	0.997500	10,000,000.00	9,975,000.00	0.00	0.00	0.997940	10,000,000.00	FTI	9,979,400.00	4,400.00	5,833.33	10,233.33
3134GSG76	16-0003	FHLMC 0.80 06/29/18	06/30/16	Open	Fair Value	1.7960	FTI	0.994690	14,500,000.00	14,423,005.00	0.00	0.00	0.995520	14,500,000.00	FTI	14,435,040.00	12,035.00	9,666.67	21,701.67
3133BGJX4	16-0004	FFCB 1.08 07/05/19	07/05/16	Open	Fair Value	2.1368	FTI	0.991140	8,500,000.00	8,424,690.00	0.00	0.00	0.992050	8,500,000.00	FTI	8,432,425.00	7,735.00	7,905.00	15,640.00
Prosperity-Money Market Accts.	AR-0009	Money Market	11/30/03	Open	Fair Value	1.2464	Manual	1.000000	289,314,337.25	289,314,337.25	0.00	-74,533,204.88	1.000000	363,847,542.13	Manual	363,847,542.13	0.00	308,797.95	308,797.95
MB02-MBIA General	AR-0015	State Pool	11/01/08	Open	Fair Value	1.1805	Manual	1.000000	7,511,894.31	7,511,894.31	0.00	-7,531.60	1.000000	7,519,425.91	Manual	7,519,425.91	0.00	7,531.60	7,531.60
MB03-MBIA Road & Bridge	AR-0016	State Pool	11/01/08	Open	Fair Value	1.1807	Manual	1.000000	50,828.07	50,828.07	0.00	-50.97	1.000000	50,879.04	Manual	50,879.04	0.00	50.97	50.97
MB04-MBIA Drainage	AR-0017	State Pool	11/01/08	Open	Fair Value	1.1805	Manual	1.000000	729,173.17	729,173.17	0.00	-731.09	1.000000	729,904.26	Manual	729,904.26	0.00	731.09	731.09
MB06-MBIA Toll Rd. Operations	AR-0019	State Pool	11/01/08	Open	Fair Value	1.1805	Manual	1.000000	8,358,105.33	8,358,105.33	0.00	-8,380.05	1.000000	8,366,485.38	Manual	8,366,485.38	0.00	8,380.05	8,380.05
TT00-TX TERM General	AR-0022	State Pool	11/01/08	Open	Fair Value	0.9601	Manual	1.000000	1,017.82	1,017.82	0.00	-0.83	1.000000	1,018.65	Manual	1,018.65	0.00	0.83	0.83
TT02-TX TERM Toll Rd. Operation	AR-0024	State Pool	11/01/08	Open	Fair Value	0.9612	Manual	1.000000	1,016.66	1,016.66	0.00	-0.83	1.000000	1,017.49	Manual	1,017.49	0.00	0.83	0.83
TT04-TX TERM Road & Bridge	AR-0026	State Pool	11/01/08	Open	Fair Value	0.9630	Manual	1.000000	1,014.81	1,014.81	0.00	-0.83	1.000000	1,015.64	Manual	1,015.64	0.00	0.83	0.83
TT05-TX TERM Drainage	AR-0027	State Pool	11/01/08	Open	Fair Value	0.9442	Manual	1.000000	336.67	336.67	0.00	-0.27	1.000000	336.94	Manual	336.94	0.00	0.27	0.27
LOG1-Logic- General	AR-0028	State Pool	11/10/08	Open	Fair Value	1.2406	Manual	1.000000	20,281,295.49	20,281,295.49	0.00	-21,369.65	1.000000	20,302,665.14	Manual	20,302,665.14	0.00	21,369.65	21,369.65
LOG2-Logic-Toll Rd.Operations	AR-0029	State Pool	11/10/08	Open	Fair Value	1.2492	Manual	1.000000	1,027.32	1,027.32	0.00	-1.09	1.000000	1,028.41	Manual	1,028.41	0.00	1.09	1.09
LOG5-Logic-Drainage	AR-0032	State Pool	11/10/08	Open	Fair Value	1.1878	Manual	1.000000	1,020.93	1,020.93	0.00	-1.03	1.000000	1,021.96	Manual	1,021.96	0.00	1.03	1.03
LOG8-Logic-Road & Bridge	AR-0035	State Pool	11/10/08	Open	Fair Value	1.1874	Manual	1.000000	1,021.35	1,021.35	0.00	-1.03	1.000000	1,022.38	Manual	1,022.38	0.00	1.03	1.03
MB12-MBIA ESD 100 AGREEMENT	AR-0041	State Pool	08/31/16	Open	Fair Value	1.1805	Manual	1.000000	930,479.51	930,479.51	0.00	-932.92	1.000000	931,412.43	Manual	931,412.43	0.00	932.92	932.92
MB13-MBIA ASSISTANCE DIST #1	AR-0042	State Pool	08/31/16	Open	Fair Value	1.1804	Manual	1.000000	85,991.55	85,991.55	0.00	-86.21	1.000000	86,077.76	Manual	86,077.76	0.00	86.21	86.21
MB14-MBIA GR PARKWAY OPERATIONS	AR-0043	State Pool	08/31/16	Open	Fair Value	1.1805	Manual	1.000000	4,560,081.56	4,560,081.56	0.00	-4,572.03	1.000000	4,564,653.59	Manual	4,564,653.59	0.00	4,572.03	4,572.03
MB15-FACILITIES BONDS 2016	AR-0044	State Pool	08/31/16	Open	Fair Value	1.1805	Manual	1.000000	223,870.12	223,870.12	0.00	-224.46	1.000000	224,094.58	Manual	224,094.58	0.00	224.46	224.46
MB16-MOBILITY BONDS 2016	AR-0045	State Pool	08/31/16	Open	Fair Value	1.1805	Manual	1.000000	186,578.95	186,578.95	0.00	-187.07	1.000000	186,766.02	Manual	186,766.02	0.00	187.07	187.07
MB17 - SR LIEN BOND 2016	AR-0046	State Pool	12/09/16	Open	Fair Value	1.1803	Manual	1.000000	150,075.15	150,075.15	0.00	-150.45	1.000000	150,225.60	Manual	150,225.60	0.00	150.45	150.45
Investment Total						1.2839		0.999462	371,389,166.02	371,189,361.02	0.00	-74,577,427.29	0.999612	445,966,593.31		445,793,718.31	26,930.00	380,175.36	407,105.36

Portfolio Position

Ft. Bend County

Effective Interest - Actual Life

Receipts in Period

07/01/17 - 07/31/17

CUSIP	Invest Number	Security Description	Purchase Date	Call Date	Par Value On 07/01/17	Par Value On 07/31/17	Market Val On 07/01/17	Market Val On 07/31/17	Purchase Cost	Sales Proceeds	Original Princ/Cost	Amor Value On 07/01/17	Amor Value On 07/31/17
130 - Assistance Dist #1													
State Pool													
MB13-MBIA ASSISTANCE DIST #1	AR-0042	State Pool	08/31/16	Open	85,991.55	86,077.76	85,991.55	86,077.76	0.00	0.00	10,000,000.00	85,991.55	86,077.76
State Pool Total					85,991.55	86,077.76	85,991.55	86,077.76	0.00	0.00	10,000,000.00	85,991.55	86,077.76
130 - Assistance Dist #1 Total					85,991.55	86,077.76	85,991.55	86,077.76	0.00	0.00	10,000,000.00	85,991.55	86,077.76
145 - ESD 100 Agreement													
State Pool													
MB12-MBIA ESD 100 AGREEMENT	AR-0041	State Pool	08/31/16	Open	930,479.51	931,412.43	930,479.51	931,412.43	0.00	0.00	3,900,000.00	930,479.51	931,412.43
State Pool Total					930,479.51	931,412.43	930,479.51	931,412.43	0.00	0.00	3,900,000.00	930,479.51	931,412.43
145 - ESD 100 Agreement Total					930,479.51	931,412.43	930,479.51	931,412.43	0.00	0.00	3,900,000.00	930,479.51	931,412.43
810 - FBC Toll Road Operations													
State Pool													
TT02-TX TERM Toll Rd. Operation	AR-0024	State Pool	11/01/08	Open	0.00	0.00	0.00	0.00	0.00	0.00	0.00	0.00	0.00
State Pool Total					0.00	0.00	0.00	0.00	0.00	0.00	0.00	0.00	0.00
810 - FBC Toll Road Operations Total					0.00	0.00	0.00	0.00	0.00	0.00	0.00	0.00	0.00
742 - Facilities Bond Projects 2016													
State Pool													
MB15-FACILITIES BONDS 2016	AR-0044	State Pool	08/31/16	Open	223,870.12	224,094.58	223,870.12	224,094.58	0.00	0.00	30,000,000.00	223,870.12	224,094.58
State Pool Total					223,870.12	224,094.58	223,870.12	224,094.58	0.00	0.00	30,000,000.00	223,870.12	224,094.58
742 - Facilities Bond Projects 2016 Total					223,870.12	224,094.58	223,870.12	224,094.58	0.00	0.00	30,000,000.00	223,870.12	224,094.58
815 - Grand Parkway Operations													
State Pool													
MB14-MBIA GR PARKWAY OPERATIONS	AR-0043	State Pool	08/31/16	Open	4,560,081.56	4,564,653.59	4,560,081.56	4,564,653.59	0.00	0.00	8,500,000.00	4,560,081.56	4,564,653.59
State Pool Total					4,560,081.56	4,564,653.59	4,560,081.56	4,564,653.59	0.00	0.00	8,500,000.00	4,560,081.56	4,564,653.59
815 - Grand Parkway Operations Total					4,560,081.56	4,564,653.59	4,560,081.56	4,564,653.59	0.00	0.00	8,500,000.00	4,560,081.56	4,564,653.59
LOG5 - LOGIC DRAINAGE													
State Pool													
LOG5-Logic-Drainage	AR-0032	State Pool	11/10/08	Open	1,020.93	1,021.96	1,020.93	1,021.96	0.00	0.00	500,000.00	1,020.93	1,021.96
State Pool Total					1,020.93	1,021.96	1,020.93	1,021.96	0.00	0.00	500,000.00	1,020.93	1,021.96
LOG5 - LOGIC DRAINAGE Total					1,020.93	1,021.96	1,020.93	1,021.96	0.00	0.00	500,000.00	1,020.93	1,021.96
LOG1 - LOGIC GENERAL													
State Pool													
LOG1-Logic- General	AR-0028	State Pool	11/10/08	Open	20,281,295.49	20,302,665.14	20,281,295.49	20,302,665.14	0.00	0.00	10,000,000.00	20,281,295.49	20,302,665.14
State Pool Total					20,281,295.49	20,302,665.14	20,281,295.49	20,302,665.14	0.00	0.00	10,000,000.00	20,281,295.49	20,302,665.14
LOG1 - LOGIC GENERAL Total					20,281,295.49	20,302,665.14	20,281,295.49	20,302,665.14	0.00	0.00	10,000,000.00	20,281,295.49	20,302,665.14
LOG8 - LOGIC ROAD & BRIDGE													
State Pool													
LOG8-Logic-Road & Bridge	AR-0035	State Pool	11/10/08	Open	1,021.35	1,022.38	1,021.35	1,022.38	0.00	0.00	1,000,000.00	1,021.35	1,022.38
State Pool Total					1,021.35	1,022.38	1,021.35	1,022.38	0.00	0.00	1,000,000.00	1,021.35	1,022.38
LOG8 - LOGIC ROAD & BRIDGE Total					1,021.35	1,022.38	1,021.35	1,022.38	0.00	0.00	1,000,000.00	1,021.35	1,022.38
LOG2 - LOGIC TOLL OPERATIONS													
State Pool													
LOG2-Logic-Toll Rd.Operations	AR-0029	State Pool	11/10/08	Open	1,027.32	1,028.41	1,027.32	1,028.41	0.00	0.00	2,000,000.00	1,027.32	1,028.41
State Pool Total					1,027.32	1,028.41	1,027.32	1,028.41	0.00	0.00	2,000,000.00	1,027.32	1,028.41
LOG2 - LOGIC TOLL OPERATIONS Total					1,027.32	1,028.41	1,027.32	1,028.41	0.00	0.00	2,000,000.00	1,027.32	1,028.41
MB04 - MBIA DRAINAGE													
State Pool													

Portfolio Position
Ft. Bend County
Effective Interest - Actual Life
Receipts in Period
07/01/17 - 07/31/17

5

CUSIP	Invest Number	Security Description	Purchase Date	Call Date	Par Value On 07/01/17	Par Value On 07/31/17	Market Val On 07/01/17	Market Val On 07/31/17	Purchase Cost	Sales Proceeds	Original Princ/Cost	Amor Value On 07/01/17	Amor Value On 07/31/17
MB04-MBIA Drainage	AR-0017	State Pool	11/01/08	Open	<u>729,173.17</u>	<u>729,904.26</u>	<u>729,173.17</u>	<u>729,904.26</u>	<u>0.00</u>	<u>0.00</u>	<u>1,267,218.21</u>	<u>729,173.17</u>	<u>729,904.26</u>
State Pool Total					<u>729,173.17</u>	<u>729,904.26</u>	<u>729,173.17</u>	<u>729,904.26</u>	<u>0.00</u>	<u>0.00</u>	<u>1,267,218.21</u>	<u>729,173.17</u>	<u>729,904.26</u>
MB04 - MBIA DRAINAGE Total					<u>729,173.17</u>	<u>729,904.26</u>	<u>729,173.17</u>	<u>729,904.26</u>	<u>0.00</u>	<u>0.00</u>	<u>1,267,218.21</u>	<u>729,173.17</u>	<u>729,904.26</u>
MB02 - MBIA GENERAL													
State Pool													
MB02-MBIA General	AR-0015	State Pool	11/01/08	Open	<u>7,511,894.31</u>	<u>7,519,425.91</u>	<u>7,511,894.31</u>	<u>7,519,425.91</u>	<u>0.00</u>	<u>0.00</u>	<u>17,374,917.83</u>	<u>7,511,894.31</u>	<u>7,519,425.91</u>
State Pool Total					<u>7,511,894.31</u>	<u>7,519,425.91</u>	<u>7,511,894.31</u>	<u>7,519,425.91</u>	<u>0.00</u>	<u>0.00</u>	<u>17,374,917.83</u>	<u>7,511,894.31</u>	<u>7,519,425.91</u>
MB02 - MBIA GENERAL Total					<u>7,511,894.31</u>	<u>7,519,425.91</u>	<u>7,511,894.31</u>	<u>7,519,425.91</u>	<u>0.00</u>	<u>0.00</u>	<u>17,374,917.83</u>	<u>7,511,894.31</u>	<u>7,519,425.91</u>
MB03 - MBIA ROAD & BRIDGE													
State Pool													
MB03-MBIA Road & Bridge	AR-0016	State Pool	11/01/08	Open	<u>50,828.07</u>	<u>50,879.04</u>	<u>50,828.07</u>	<u>50,879.04</u>	<u>0.00</u>	<u>0.00</u>	<u>2,856,438.24</u>	<u>50,828.07</u>	<u>50,879.04</u>
State Pool Total					<u>50,828.07</u>	<u>50,879.04</u>	<u>50,828.07</u>	<u>50,879.04</u>	<u>0.00</u>	<u>0.00</u>	<u>2,856,438.24</u>	<u>50,828.07</u>	<u>50,879.04</u>
MB03 - MBIA ROAD & BRIDGE Total					<u>50,828.07</u>	<u>50,879.04</u>	<u>50,828.07</u>	<u>50,879.04</u>	<u>0.00</u>	<u>0.00</u>	<u>2,856,438.24</u>	<u>50,828.07</u>	<u>50,879.04</u>
MB06 - MBIA TOLL RD OPERATIONS													
State Pool													
MB06-MBIA Toll Rd. Operations	AR-0019	State Pool	11/01/08	Open	<u>8,358,105.33</u>	<u>8,366,485.38</u>	<u>8,358,105.33</u>	<u>8,366,485.38</u>	<u>0.00</u>	<u>0.00</u>	<u>3,143,377.27</u>	<u>8,358,105.33</u>	<u>8,366,485.38</u>
State Pool Total					<u>8,358,105.33</u>	<u>8,366,485.38</u>	<u>8,358,105.33</u>	<u>8,366,485.38</u>	<u>0.00</u>	<u>0.00</u>	<u>3,143,377.27</u>	<u>8,358,105.33</u>	<u>8,366,485.38</u>
MB06 - MBIA TOLL RD OPERATIONS Total					<u>8,358,105.33</u>	<u>8,366,485.38</u>	<u>8,358,105.33</u>	<u>8,366,485.38</u>	<u>0.00</u>	<u>0.00</u>	<u>3,143,377.27</u>	<u>8,358,105.33</u>	<u>8,366,485.38</u>
744 - Mobility Project Bonds 2016													
State Pool													
MB16-MOBILITY BONDS 2016	AR-0045	State Pool	08/31/16	Open	<u>186,578.95</u>	<u>186,766.02</u>	<u>186,578.95</u>	<u>186,766.02</u>	<u>0.00</u>	<u>0.00</u>	<u>30,000,000.00</u>	<u>186,578.95</u>	<u>186,766.02</u>
State Pool Total					<u>186,578.95</u>	<u>186,766.02</u>	<u>186,578.95</u>	<u>186,766.02</u>	<u>0.00</u>	<u>0.00</u>	<u>30,000,000.00</u>	<u>186,578.95</u>	<u>186,766.02</u>
744 - Mobility Project Bonds 2016 Total					<u>186,578.95</u>	<u>186,766.02</u>	<u>186,578.95</u>	<u>186,766.02</u>	<u>0.00</u>	<u>0.00</u>	<u>30,000,000.00</u>	<u>186,578.95</u>	<u>186,766.02</u>
PROS - Prosperity Money Mkt. Accts.													
Money Market													
Prosperity-Money Market Accts.	AR-0009	Money Market	11/30/03	Open	<u>289,314,337.25</u>	<u>363,847,542.13</u>	<u>289,314,337.25</u>	<u>363,847,542.13</u>	<u>0.00</u>	<u>0.00</u>	<u>12,505,577.66</u>	<u>289,314,337.25</u>	<u>363,847,542.13</u>
Money Market Total					<u>289,314,337.25</u>	<u>363,847,542.13</u>	<u>289,314,337.25</u>	<u>363,847,542.13</u>	<u>0.00</u>	<u>0.00</u>	<u>12,505,577.66</u>	<u>289,314,337.25</u>	<u>363,847,542.13</u>
PROS - Prosperity Money Mkt. Accts. Total					<u>289,314,337.25</u>	<u>363,847,542.13</u>	<u>289,314,337.25</u>	<u>363,847,542.13</u>	<u>0.00</u>	<u>0.00</u>	<u>12,505,577.66</u>	<u>289,314,337.25</u>	<u>363,847,542.13</u>
802 - Sr Lien 2016													
State Pool													
MB17 - SR LIEN BOND 2016	AR-0046	State Pool	12/09/16	Open	<u>150,075.15</u>	<u>150,225.60</u>	<u>150,075.15</u>	<u>150,225.60</u>	<u>0.00</u>	<u>0.00</u>	<u>35,000,000.00</u>	<u>150,075.15</u>	<u>150,225.60</u>
State Pool Total					<u>150,075.15</u>	<u>150,225.60</u>	<u>150,075.15</u>	<u>150,225.60</u>	<u>0.00</u>	<u>0.00</u>	<u>35,000,000.00</u>	<u>150,075.15</u>	<u>150,225.60</u>
802 - Sr Lien 2016 Total					<u>150,075.15</u>	<u>150,225.60</u>	<u>150,075.15</u>	<u>150,225.60</u>	<u>0.00</u>	<u>0.00</u>	<u>35,000,000.00</u>	<u>150,075.15</u>	<u>150,225.60</u>
TT05 - TEXAS TERM DRAINAGE													
State Pool													
TT05-TX TERM Drainage	AR-0027	State Pool	11/01/08	Open	<u>336.67</u>	<u>336.94</u>	<u>336.67</u>	<u>336.94</u>	<u>0.00</u>	<u>0.00</u>	<u>109,774.61</u>	<u>336.67</u>	<u>336.94</u>
State Pool Total					<u>336.67</u>	<u>336.94</u>	<u>336.67</u>	<u>336.94</u>	<u>0.00</u>	<u>0.00</u>	<u>109,774.61</u>	<u>336.67</u>	<u>336.94</u>
TT05 - TEXAS TERM DRAINAGE Total					<u>336.67</u>	<u>336.94</u>	<u>336.67</u>	<u>336.94</u>	<u>0.00</u>	<u>0.00</u>	<u>109,774.61</u>	<u>336.67</u>	<u>336.94</u>
TT00 - TEXAS TERM GENERAL													
State Pool													
TT00-TX TERM General	AR-0022	State Pool	11/01/08	Open	<u>1,017.82</u>	<u>1,018.65</u>	<u>1,017.82</u>	<u>1,018.65</u>	<u>0.00</u>	<u>0.00</u>	<u>10,006,437.87</u>	<u>1,017.82</u>	<u>1,018.65</u>
State Pool Total					<u>1,017.82</u>	<u>1,018.65</u>	<u>1,017.82</u>	<u>1,018.65</u>	<u>0.00</u>	<u>0.00</u>	<u>10,006,437.87</u>	<u>1,017.82</u>	<u>1,018.65</u>
TT00 - TEXAS TERM GENERAL Total					<u>1,017.82</u>	<u>1,018.65</u>	<u>1,017.82</u>	<u>1,018.65</u>	<u>0.00</u>	<u>0.00</u>	<u>10,006,437.87</u>	<u>1,017.82</u>	<u>1,018.65</u>
TT04 - TEXAS TERM ROAD & BRIDGE													
State Pool													
TT04-TX TERM Road & Bridge	AR-0026	State Pool	11/01/08	Open	<u>1,014.81</u>	<u>1,015.64</u>	<u>1,014.81</u>	<u>1,015.64</u>	<u>0.00</u>	<u>0.00</u>	<u>10,463.28</u>	<u>1,014.81</u>	<u>1,015.64</u>
State Pool Total					<u>1,014.81</u>	<u>1,015.64</u>	<u>1,014.81</u>	<u>1,015.64</u>	<u>0.00</u>	<u>0.00</u>	<u>10,463.28</u>	<u>1,014.81</u>	<u>1,015.64</u>

Portfolio Position
Ft. Bend County
Effective Interest - Actual Life
Receipts in Period
07/01/17 - 07/31/17

CUSIP	Invest Number	Security Description	Purchase Date	Call Date	Par Value On 07/01/17	Par Value On 07/31/17	Market Val On 07/01/17	Market Val On 07/31/17	Purchase Cost	Sales Proceeds	Original Princ/Cost	Amor Value On 07/01/17	Amor Value On 07/31/17
TT04 - TEXAS TERM ROAD & BRIDGE Total					<u>1,014.81</u>	<u>1,015.64</u>	<u>1,014.81</u>	<u>1,015.64</u>	<u>0.00</u>	<u>0.00</u>	<u>10,463.28</u>	<u>1,014.81</u>	<u>1,015.64</u>
TT02 - TEXAS TERM TOLL OPERATIONS													
State Pool													
TT02-TX TERM Toll Rd. Operation	AR-0024	State Pool	11/01/08	Open	1,016.66	1,017.49	1,016.66	1,017.49	0.00	0.00	0.00	1,016.66	1,017.49
State Pool Total					<u>1,016.66</u>	<u>1,017.49</u>	<u>1,016.66</u>	<u>1,017.49</u>	<u>0.00</u>	<u>0.00</u>	<u>0.00</u>	<u>1,016.66</u>	<u>1,017.49</u>
TT02 - TEXAS TERM TOLL OPERATIONS Total					<u>1,016.66</u>	<u>1,017.49</u>	<u>1,016.66</u>	<u>1,017.49</u>	<u>0.00</u>	<u>0.00</u>	<u>0.00</u>	<u>1,016.66</u>	<u>1,017.49</u>
09 - Temporary Holding													
FFCB													
3133EGYX4	16-0004	FFCB 1.08 07/05/19	07/05/16	Open	8,500,000.00	8,500,000.00	8,424,690.00	8,432,425.00	0.00	0.00	8,500,000.00	8,500,000.00	8,500,000.00
FFCB Total					<u>8,500,000.00</u>	<u>8,500,000.00</u>	<u>8,424,690.00</u>	<u>8,432,425.00</u>	<u>0.00</u>	<u>0.00</u>	<u>8,500,000.00</u>	<u>8,500,000.00</u>	<u>8,500,000.00</u>
FHLMC													
3134G9G76	16-0003	FHLMC 0.80 06/29/18	06/30/16	Open	14,500,000.00	14,500,000.00	14,423,005.00	14,435,040.00	0.00	0.00	14,500,000.00	14,500,000.00	14,500,000.00
3134G9H42	16-0002	FHLMC 0.70 12/29/17	06/30/16	Open	10,000,000.00	10,000,000.00	9,975,000.00	9,979,400.00	0.00	0.00	10,000,000.00	10,000,000.00	10,000,000.00
3137EABA3	16-0001	FHLMC 0.75 04/09/18	06/29/16	Open	6,000,000.00	6,000,000.00	5,977,500.00	5,980,260.00	0.00	0.00	6,007,505.28	6,003,274.64	6,002,922.04
FHLMC Total					<u>30,500,000.00</u>	<u>30,500,000.00</u>	<u>30,375,505.00</u>	<u>30,394,700.00</u>	<u>0.00</u>	<u>0.00</u>	<u>30,507,505.28</u>	<u>30,503,274.64</u>	<u>30,502,922.04</u>
Money Market													
Prosperity-Money Market Accts.	AR-0009	Money Market	11/30/03	Open	0.00	0.00	0.00	0.00	0.00	0.00	0.00	0.00	0.00
Money Market Total					<u>0.00</u>	<u>0.00</u>	<u>0.00</u>	<u>0.00</u>	<u>0.00</u>	<u>0.00</u>	<u>0.00</u>	<u>0.00</u>	<u>0.00</u>
09 - Temporary Holding Total					<u>39,000,000.00</u>	<u>39,000,000.00</u>	<u>38,800,195.00</u>	<u>38,827,125.00</u>	<u>0.00</u>	<u>0.00</u>	<u>39,007,505.28</u>	<u>39,003,274.64</u>	<u>39,002,922.04</u>
Combined Port													
FFCB													
3133EGYX4	16-0004	FFCB 1.08 07/05/19	07/05/16	Open	8,500,000.00	8,500,000.00	8,424,690.00	8,432,425.00	0.00	0.00	8,500,000.00	8,500,000.00	8,500,000.00
FFCB Total					<u>8,500,000.00</u>	<u>8,500,000.00</u>	<u>8,424,690.00</u>	<u>8,432,425.00</u>	<u>0.00</u>	<u>0.00</u>	<u>8,500,000.00</u>	<u>8,500,000.00</u>	<u>8,500,000.00</u>
FHLMC													
3134G9G76	16-0003	FHLMC 0.80 06/29/18	06/30/16	Open	14,500,000.00	14,500,000.00	14,423,005.00	14,435,040.00	0.00	0.00	14,500,000.00	14,500,000.00	14,500,000.00
3134G9H42	16-0002	FHLMC 0.70 12/29/17	06/30/16	Open	10,000,000.00	10,000,000.00	9,975,000.00	9,979,400.00	0.00	0.00	10,000,000.00	10,000,000.00	10,000,000.00
3137EABA3	16-0001	FHLMC 0.75 04/09/18	06/29/16	Open	6,000,000.00	6,000,000.00	5,977,500.00	5,980,260.00	0.00	0.00	6,007,505.28	6,003,274.64	6,002,922.04
FHLMC Total					<u>30,500,000.00</u>	<u>30,500,000.00</u>	<u>30,375,505.00</u>	<u>30,394,700.00</u>	<u>0.00</u>	<u>0.00</u>	<u>30,507,505.28</u>	<u>30,503,274.64</u>	<u>30,502,922.04</u>
Money Market													
Prosperity-Money Market Accts.	AR-0009	Money Market	11/30/03	Open	289,314,337.25	363,847,542.13	289,314,337.25	363,847,542.13	0.00	0.00	12,505,577.66	289,314,337.25	363,847,542.13
Money Market Total					<u>289,314,337.25</u>	<u>363,847,542.13</u>	<u>289,314,337.25</u>	<u>363,847,542.13</u>	<u>0.00</u>	<u>0.00</u>	<u>12,505,577.66</u>	<u>289,314,337.25</u>	<u>363,847,542.13</u>
State Pool													
LOG1-Logic- General	AR-0028	State Pool	11/10/08	Open	20,281,295.49	20,302,665.14	20,281,295.49	20,302,665.14	0.00	0.00	10,000,000.00	20,281,295.49	20,302,665.14
LOG2-Logic-Toll Rd.Operations	AR-0029	State Pool	11/10/08	Open	1,027.32	1,028.41	1,027.32	1,028.41	0.00	0.00	2,000,000.00	1,027.32	1,028.41
LOG5-Logic-Drainage	AR-0032	State Pool	11/10/08	Open	1,020.93	1,021.96	1,020.93	1,021.96	0.00	0.00	500,000.00	1,020.93	1,021.96
LOG8-Logic-Road & Bridge	AR-0035	State Pool	11/10/08	Open	1,021.35	1,022.38	1,021.35	1,022.38	0.00	0.00	1,000,000.00	1,021.35	1,022.38
MB02-MBIA General	AR-0015	State Pool	11/01/08	Open	7,511,894.31	7,519,425.91	7,511,894.31	7,519,425.91	0.00	0.00	17,374,917.83	7,511,894.31	7,519,425.91
MB03-MBIA Road & Bridge	AR-0016	State Pool	11/01/08	Open	50,828.07	50,879.04	50,828.07	50,879.04	0.00	0.00	2,856,438.24	50,828.07	50,879.04
MB04-MBIA Drainage	AR-0017	State Pool	11/01/08	Open	729,173.17	729,904.26	729,173.17	729,904.26	0.00	0.00	1,267,218.21	729,173.17	729,904.26
MB06-MBIA Toll Rd. Operations	AR-0019	State Pool	11/01/08	Open	8,358,105.33	8,366,485.38	8,358,105.33	8,366,485.38	0.00	0.00	3,143,377.27	8,358,105.33	8,366,485.38
MB12-MBIA ESD 100 AGREEMENT	AR-0041	State Pool	08/31/16	Open	930,479.51	931,412.43	930,479.51	931,412.43	0.00	0.00	3,900,000.00	930,479.51	931,412.43
MB13-MBIA ASSISTANCE DIST #1	AR-0042	State Pool	08/31/16	Open	85,991.55	86,077.76	85,991.55	86,077.76	0.00	0.00	10,000,000.00	85,991.55	86,077.76
MB14-MBIA GR PARKWAY OPERATIONS	AR-0043	State Pool	08/31/16	Open	4,560,081.56	4,564,653.59	4,560,081.56	4,564,653.59	0.00	0.00	8,500,000.00	4,560,081.56	4,564,653.59
MB15-FACILITIES BONDS 2016	AR-0044	State Pool	08/31/16	Open	223,870.12	224,094.58	223,870.12	224,094.58	0.00	0.00	30,000,000.00	223,870.12	224,094.58
MB16-MOBILITY BONDS 2016	AR-0045	State Pool	08/31/16	Open	186,578.95	186,766.02	186,578.95	186,766.02	0.00	0.00	30,000,000.00	186,578.95	186,766.02
MB17 - SR LIEN BOND 2016	AR-0046	State Pool	12/09/16	Open	150,075.15	150,225.60	150,075.15	150,225.60	0.00	0.00	35,000,000.00	150,075.15	150,225.60
TT00-TX TERM General	AR-0022	State Pool	11/01/08	Open	1,017.82	1,018.65	1,017.82	1,018.65	0.00	0.00	10,006,437.87	1,017.82	1,018.65

Portfolio Position
Ft. Bend County
 Effective Interest - Actual Life
 Receipts in Period
 07/01/17 - 07/31/17

7

CUSIP	Invest Number	Security Description	Purchase Date	Call Date	Par Value On 07/01/17	Par Value On 07/31/17	Market Val On 07/01/17	Market Val On 07/31/17	Purchase Cost	Sales Proceeds	Original Princ/Cost	Amor Value On 07/01/17	Amor Value On 07/31/17
TT02-TX TERM Toll Rd. Operation	AR-0024	State Pool	11/01/08	Open	1,016.66	1,017.49	1,016.66	1,017.49	0.00	0.00	0.00	1,016.66	1,017.49
TT04-TX TERM Road & Bridge	AR-0026	State Pool	11/01/08	Open	1,014.81	1,015.64	1,014.81	1,015.64	0.00	0.00	10,463.28	1,014.81	1,015.64
TT05-TX TERM Drainage	AR-0027	State Pool	11/01/08	Open	336.67	336.94	336.67	336.94	0.00	0.00	109,774.61	336.67	336.94
State Pool Total					<u>43,074,828.77</u>	<u>43,119,051.18</u>	<u>43,074,828.77</u>	<u>43,119,051.18</u>	<u>0.00</u>	<u>0.00</u>	<u>165,668,627.31</u>	<u>43,074,828.77</u>	<u>43,119,051.18</u>
Combined Port Total					<u>371,389,166.02</u>	<u>445,966,593.31</u>	<u>371,189,361.02</u>	<u>445,793,718.31</u>	<u>0.00</u>	<u>0.00</u>	<u>217,181,710.25</u>	<u>371,392,440.66</u>	<u>445,969,515.35</u>

Earnings and Yields Summary

8

Ft. Bend County Effective Interest - Actual Life Receipts in Period 07/01/17 - 07/31/17

Security Description	07/01/17 07/07/17	07/08/17 07/14/17	07/15/17 07/21/17	07/22/17 07/28/17	07/29/17 07/31/17	07/01/17 07/31/17
Combined Port						
FFCB	1,785.00	1,785.00	1,785.00	1,785.00	765.00	7,905.00
FHLMC	4,409.40	4,409.39	4,409.39	4,409.39	1,259.83	18,897.40
Money Market	68,972.89	68,972.89	68,972.90	68,972.90	32,906.37	308,797.95
State Pool	<u>9,963.39</u>	<u>9,963.39</u>	<u>9,963.38</u>	<u>9,963.38</u>	<u>4,368.87</u>	<u>44,222.41</u>
Port Total	<u>85,130.68</u>	<u>85,130.67</u>	<u>85,130.67</u>	<u>85,130.67</u>	<u>39,300.07</u>	<u>379,822.76</u>
Combined Port						
FFCB	1.0800	1.0800	1.0800	1.0800	1.0800	1.0800
FHLMC	0.7434	0.7434	0.7434	0.7434	0.7434	0.7434
Money Market	1.2431	1.2431	1.2431	1.2431	1.2748	1.2464
State Pool	<u>1.2061</u>	<u>1.2061</u>	<u>1.2061</u>	<u>1.2061</u>	<u>1.2336</u>	<u>1.2087</u>
Port Total	<u>1.1935</u>	<u>1.1935</u>	<u>1.1935</u>	<u>1.1935</u>	<u>1.2375</u>	<u>1.1979</u>

Maturity Aging
Ft. Bend County
 Effective Interest - Actual Life
 Receipts in Period
 07/31/17

CUSIP	Invest Number	Security Description	Purchase Date	Days to Maturity	Yield Matur
0 - 30 Days					
LOG1-Logic- General	AR-0028	State Pool	11/10/08	1	1.2400
LOG2-Logic-Toll Rd.Operations	AR-0029	State Pool	11/10/08	1	1.2400
LOG5-Logic-Drainage	AR-0032	State Pool	11/10/08	1	1.2400
LOG8-Logic-Road & Bridge	AR-0035	State Pool	11/10/08	1	1.2400
MB02-MBIA General	AR-0015	State Pool	11/01/08	1	1.1800
MB03-MBIA Road & Bridge	AR-0016	State Pool	11/01/08	1	1.1800
MB04-MBIA Drainage	AR-0017	State Pool	11/01/08	1	1.1800
MB06-MBIA Toll Rd. Operations	AR-0019	State Pool	11/01/08	1	1.1800
MB12-MBIA ESD 100 AGREEMENT	AR-0041	State Pool	08/31/16	1	1.1800
MB13-MBIA ASSISTANCE DIST #1	AR-0042	State Pool	08/31/16	1	1.1800
MB14-MBIA GR PARKWAY OPERATIONS	AR-0043	State Pool	08/31/16	1	1.1800
MB15-FACILITIES BONDS 2016	AR-0044	State Pool	08/31/16	1	1.1800
MB16-MOBILITY BONDS 2016	AR-0045	State Pool	08/31/16	1	1.1800
MB17 - SR LIEN BOND 2016	AR-0046	State Pool	12/09/16	1	1.1800
Prosperity-Money Market Accts.	AR-0009	Money Market	11/30/03	1	1.3060
TT00-TX TERM General	AR-0022	State Pool	11/01/08	1	0.9600
TT02-TX TERM Toll Rd. Operation	AR-0024	State Pool	11/01/08	1	0.9600
TT04-TX TERM Road & Bridge	AR-0026	State Pool	11/01/08	1	0.9600
TT05-TX TERM Drainage	AR-0027	State Pool	11/01/08	1	0.9600
0 - 30 Days Total				<u>1</u>	<u>1.2956</u>
91 - 180 Days					
3134G9H42	16-0002	FHLMC 0.70 12/29/17	06/30/16	149	0.7000
91 - 180 Days Total				<u>149</u>	<u>0.7000</u>
181 - 364 Days					
3134G9G76	16-0003	FHLMC 0.80 06/29/18	06/30/16	329	0.8000
3137EAEA3	16-0001	FHLMC 0.75 04/09/18	06/29/16	249	0.6790
181 - 364 Days Total				<u>306</u>	<u>0.7646</u>
1 - 4 Years					
3133EGJX4	16-0004	FFCB 1.08 07/05/19	07/05/16	704	1.0800
1 - 4 Years Total				<u>704</u>	<u>1.0800</u>
Investment Total				<u>32</u>	<u>1.2532</u>

Activity Statement
Ft. Bend County
Effective Interest - Actual Life
Receipts in Period
07/01/17 - 07/31/17

10

Purchase Date	Sale Date	CUSIP	Invest Number	Security Description	Amor Value On 07/01/17	Changes In Principal	Purchase Cost	Sales Proceeds	Purchased Interest	Int/Div Rec In the Perd	Amor Value On 07/31/17
FFCB											
07/05/16	Open	3133EGJX4	16-0004	FFCB 1.08 07/05/19	8,500,000.00	0.00	0.00	0.00	0.00	0.00	8,500,000.00
FFCB Total					<u>8,500,000.00</u>	<u>0.00</u>	<u>0.00</u>	<u>0.00</u>	<u>0.00</u>	<u>0.00</u>	<u>8,500,000.00</u>
FHLMC											
06/29/16	Open	3137EAEA3	16-0001	FHLMC 0.75 04/09/18	6,003,274.64	0.00	0.00	0.00	0.00	0.00	6,002,922.04
06/30/16	Open	3134G9H42	16-0002	FHLMC 0.70 12/29/17	10,000,000.00	0.00	0.00	0.00	0.00	0.00	10,000,000.00
06/30/16	Open	3134G9G76	16-0003	FHLMC 0.80 06/29/18	14,500,000.00	0.00	0.00	0.00	0.00	0.00	14,500,000.00
FHLMC Total					<u>30,503,274.64</u>	<u>0.00</u>	<u>0.00</u>	<u>0.00</u>	<u>0.00</u>	<u>0.00</u>	<u>30,502,922.04</u>
Money Market											
11/30/03	Open	Prosperity-Money Market Accts.	AR-0009	Money Market	289,314,337.25	74,533,204.88	0.00	0.00	0.00	308,797.95	363,847,542.13
Money Market Total					<u>289,314,337.25</u>	<u>74,533,204.88</u>	<u>0.00</u>	<u>0.00</u>	<u>0.00</u>	<u>308,797.95</u>	<u>363,847,542.13</u>
State Pool											
11/01/08	Open	MB02-MBIA General	AR-0015	State Pool	7,511,894.31	7,531.60	0.00	0.00	0.00	7,531.60	7,519,425.91
11/01/08	Open	MB03-MBIA Road & Bridge	AR-0016	State Pool	50,828.07	50.97	0.00	0.00	0.00	50.97	50,879.04
11/01/08	Open	MB04-MBIA Drainage	AR-0017	State Pool	729,173.17	731.09	0.00	0.00	0.00	731.09	729,904.26
11/01/08	Open	MB06-MBIA Toll Rd. Operations	AR-0019	State Pool	8,358,105.33	8,380.05	0.00	0.00	0.00	8,380.05	8,366,485.38
11/01/08	Open	TT00-TX TERM General	AR-0022	State Pool	1,017.82	0.83	0.00	0.00	0.00	0.83	1,018.65
11/01/08	Open	TT02-TX TERM Toll Rd. Operation	AR-0024	State Pool	1,016.66	0.83	0.00	0.00	0.00	0.83	1,017.49
11/01/08	Open	TT04-TX TERM Road & Bridge	AR-0026	State Pool	1,014.81	0.83	0.00	0.00	0.00	0.83	1,015.64
11/01/08	Open	TT05-TX TERM Drainage	AR-0027	State Pool	336.67	0.27	0.00	0.00	0.00	0.27	336.94
11/10/08	Open	LOG1-Logic- General	AR-0028	State Pool	20,281,295.49	21,369.65	0.00	0.00	0.00	21,369.65	20,302,665.14
11/10/08	Open	LOG2-Logic-Toll Rd.Operations	AR-0029	State Pool	1,027.32	1.09	0.00	0.00	0.00	1.09	1,028.41
11/10/08	Open	LOG5-Logic-Drainage	AR-0032	State Pool	1,020.93	1.03	0.00	0.00	0.00	1.03	1,021.96
11/10/08	Open	LOG8-Logic-Road & Bridge	AR-0035	State Pool	1,021.35	1.03	0.00	0.00	0.00	1.03	1,022.38
08/31/16	Open	MB12-MBIA ESD 100 AGREEMENT	AR-0041	State Pool	930,479.51	932.92	0.00	0.00	0.00	932.92	931,412.43
08/31/16	Open	MB13-MBIA ASSISTANCE DIST #1	AR-0042	State Pool	85,991.55	86.21	0.00	0.00	0.00	86.21	86,077.76
08/31/16	Open	MB14-MBIA GR PARKWAY OPERATIONS	AR-0043	State Pool	4,560,081.56	4,572.03	0.00	0.00	0.00	4,572.03	4,564,653.59
08/31/16	Open	MB15-FACILITIES BONDS 2016	AR-0044	State Pool	223,870.12	224.46	0.00	0.00	0.00	224.46	224,094.58
08/31/16	Open	MB16-MOBILITY BONDS 2016	AR-0045	State Pool	186,578.95	187.07	0.00	0.00	0.00	187.07	186,766.02
12/09/16	Open	MB17 - SR LIEN BOND 2016	AR-0046	State Pool	150,075.15	150.45	0.00	0.00	0.00	150.45	150,225.60
State Pool Total					<u>43,074,828.77</u>	<u>44,222.41</u>	<u>0.00</u>	<u>0.00</u>	<u>0.00</u>	<u>44,222.41</u>	<u>43,119,051.18</u>
Investment Total					<u>371,392,440.66</u>	<u>74,577,427.29</u>	<u>0.00</u>	<u>0.00</u>	<u>0.00</u>	<u>353,020.36</u>	<u>445,969,515.35</u>

Interest Accrual
Ft. Bend County
Effective Interest - Actual Life
Receipts in Period
07/01/17 - 07/31/17

CUSIP	Invest Number	Security Description	Purchase Date	Sale Date	Yield Earned	Ending Par Val/Shares	Ending Amor Val/Cost	Purchased Interest	Int/Div Rec In the Perd	Int/Div Accrued In the Perd	PTD Purch Received	Int/Div Rec Purch/Date	Int/Div Accrued Purch/Date	
FFCB														
3133EGJX4	16-0004	FFCB 1.08 07/05/19	07/05/16	Open	1.0800	8,500,000.00	8,500,000.00	0.00	0.00	7,905.00	0.00	0.00	99,960.00	
FFCB Total						<u>1.0800</u>	<u>8,500,000.00</u>	<u>8,500,000.00</u>	<u>0.00</u>	<u>0.00</u>	<u>7,905.00</u>	<u>0.00</u>	<u>99,960.00</u>	
FHLMC														
3134G9H42	16-0002	FHLMC 0.70 12/29/17	06/30/16	Open	0.7000	10,000,000.00	10,000,000.00	0.00	0.00	5,833.33	0.00	0.00	76,027.78	
3137EAEA3	16-0001	FHLMC 0.75 04/09/18	06/29/16	Open	0.6790	6,000,000.00	6,002,922.04	0.00	0.00	3,750.00	0.00	0.00	49,000.00	
3134G9G76	16-0003	FHLMC 0.80 06/29/18	06/30/16	Open	0.8000	14,500,000.00	14,500,000.00	0.00	0.00	9,666.67	0.00	0.00	125,988.89	
FHLMC Total						<u>0.7434</u>	<u>30,500,000.00</u>	<u>30,502,922.04</u>	<u>0.00</u>	<u>0.00</u>	<u>19,250.00</u>	<u>0.00</u>	<u>251,016.67</u>	
Money Market														
Prosperity-Money Market Accts.			AR-0009	Money Market	11/30/03	Open	1.2464	363,847,542.13	363,847,542.13	0.00	308,797.95	0.00	0.00	26,208,242.42
Money Market Total							<u>1.2464</u>	<u>363,847,542.13</u>	<u>363,847,542.13</u>	<u>0.00</u>	<u>308,797.95</u>	<u>0.00</u>	<u>26,208,242.42</u>	
State Pool														
MB02-MBIA General	AR-0015	State Pool	11/01/08	Open	1.1805	7,519,425.91	7,519,425.91	0.00	7,531.60	0.00	0.00	248,776.28	0.00	
MB03-MBIA Road & Bridge	AR-0016	State Pool	11/01/08	Open	1.1807	50,879.04	50,879.04	0.00	50.97	0.00	0.00	91,618.19	0.00	
MB04-MBIA Drainage	AR-0017	State Pool	11/01/08	Open	1.1805	729,904.26	729,904.26	0.00	731.09	0.00	0.00	87,232.17	0.00	
MB06-MBIA Toll Rd. Operations	AR-0019	State Pool	11/01/08	Open	1.1805	8,366,485.38	8,366,485.38	0.00	8,380.05	0.00	0.00	82,422.18	0.00	
TT00-TX TERM General	AR-0022	State Pool	11/01/08	Open	0.9601	1,018.65	1,018.65	0.00	0.83	0.00	0.00	21,403.42	0.00	
TT02-TX TERM Toll Rd. Operation	AR-0024	State Pool	11/01/08	Open	0.9612	1,017.49	1,017.49	0.00	0.83	0.00	0.00	17,947.39	0.00	
TT04-TX TERM Road & Bridge	AR-0026	State Pool	11/01/08	Open	0.9630	1,015.64	1,015.64	0.00	0.83	0.00	0.00	8,222.92	0.00	
TT05-TX TERM Drainage	AR-0027	State Pool	11/01/08	Open	0.9442	336.94	336.94	0.00	0.27	0.00	0.00	5,016.21	0.00	
LOG1-Logic- General	AR-0028	State Pool	11/10/08	Open	1.2406	20,302,665.14	20,302,665.14	0.00	21,369.65	0.00	0.00	351,670.72	0.00	
LOG2-Logic-Toll Rd.Operations	AR-0029	State Pool	11/10/08	Open	1.2492	1,028.41	1,028.41	0.00	1.09	0.00	0.00	62,359.49	0.00	
LOG5-Logic-Drainage	AR-0032	State Pool	11/10/08	Open	1.1878	1,021.96	1,021.96	0.00	1.03	0.00	0.00	3,265.73	0.00	
LOG8-Logic-Road & Bridge	AR-0035	State Pool	11/10/08	Open	1.1874	1,022.38	1,022.38	0.00	1.03	0.00	0.00	6,509.90	0.00	
MB12-MBIA ESD 100 AGREEMENT	AR-0041	State Pool	08/31/16	Open	1.1805	931,412.43	931,412.43	0.00	932.92	0.00	0.00	31,412.43	0.00	
MB13-MBIA ASSISTANCE DIST #1	AR-0042	State Pool	08/31/16	Open	1.1804	86,077.76	86,077.76	0.00	86.21	0.00	0.00	86,077.76	0.00	
MB14-MBIA GR PARKWAY OPERATIONS	AR-0043	State Pool	08/31/16	Open	1.1805	4,564,653.59	4,564,653.59	0.00	4,572.03	0.00	0.00	64,648.11	0.00	
MB15-FACILITIES BONDS 2016	AR-0044	State Pool	08/31/16	Open	1.1805	224,094.58	224,094.58	0.00	224.46	0.00	0.00	224,075.25	0.00	
MB16-MOBILITY BONDS 2016	AR-0045	State Pool	08/31/16	Open	1.1805	186,766.02	186,766.02	0.00	187.07	0.00	0.00	186,766.02	0.00	
MB17 - SR LIEN BOND 2016	AR-0046	State Pool	12/09/16	Open	1.1803	150,225.60	150,225.60	0.00	150.45	0.00	0.00	150,225.60	0.00	
State Pool Total							<u>1.2087</u>	<u>43,119,051.18</u>	<u>43,119,051.18</u>	<u>0.00</u>	<u>44,222.41</u>	<u>0.00</u>	<u>1,729,649.77</u>	
Investment Total							<u>1.1979</u>	<u>445,966,593.31</u>	<u>445,969,515.35</u>	<u>0.00</u>	<u>353,020.36</u>	<u>27,155.00</u>	<u>27,937,892.19</u>	

Premium/Discount Amortization
Ft. Bend County
Effective Interest - Actual Life
Receipts in Period
07/01/17 - 07/31/17

12

CUSIP	Invest Number	Security Description	Purchase Date	Amortiz Date	Yield Earned	Beginning Par Val/Shares	Beginning Unamor Val/Cost	Premium Discount	Ending Par Val/Shares	Ending Amor Val/Cost	Unamor Prem/Dscnt	Amortization In the Perd	Amortization Purch/Date
FFCB													
3133EGJX4	16-0004	FFCB 1.08 07/05/19	07/05/16	07/05/19	1.0800	8,500,000.00	8,500,000.00	0.00	8,500,000.00	8,500,000.00	0.00	0.00	0.00
FFCB Total						<u>1.0800</u>	<u>8,500,000.00</u>	<u>8,500,000.00</u>	<u>0.00</u>	<u>8,500,000.00</u>	<u>8,500,000.00</u>	<u>0.00</u>	<u>0.00</u>
FHLMC													
3134G9H42	16-0002	FHLMC 0.70 12/29/17	06/30/16	12/29/17	0.7000	10,000,000.00	10,000,000.00	0.00	10,000,000.00	10,000,000.00	0.00	0.00	0.00
3137EAEA3	16-0001	FHLMC 0.75 04/09/18	06/29/16	04/09/18	0.6790	6,000,000.00	6,007,505.28	-7,505.28	6,000,000.00	6,002,922.04	-2,922.04	-352.60	-4,583.24
3134G9G76	16-0003	FHLMC 0.80 06/29/18	06/30/16	06/29/18	0.8000	14,500,000.00	14,500,000.00	0.00	14,500,000.00	14,500,000.00	0.00	0.00	0.00
FHLMC Total						<u>0.7434</u>	<u>30,500,000.00</u>	<u>30,507,505.28</u>	<u>-7,505.28</u>	<u>30,500,000.00</u>	<u>30,502,922.04</u>	<u>-2,922.04</u>	<u>-352.60</u>
Money Market													
Prosperity-Money Market Accts.		AR-0009	Money Market	11/30/03	Open	1.2464	289,314,337.25	289,314,337.25	0.00	363,847,542.13	363,847,542.13	0.00	0.00
Money Market Total						<u>1.2464</u>	<u>289,314,337.25</u>	<u>289,314,337.25</u>	<u>0.00</u>	<u>363,847,542.13</u>	<u>363,847,542.13</u>	<u>0.00</u>	<u>0.00</u>
State Pool													
MB02-MBIA General	AR-0015	State Pool	11/01/08	Open	1.1805	7,511,894.31	7,511,894.31	0.00	7,519,425.91	7,519,425.91	0.00	0.00	0.00
MB03-MBIA Road & Bridge	AR-0016	State Pool	11/01/08	Open	1.1807	50,828.07	50,828.07	0.00	50,879.04	50,879.04	0.00	0.00	0.00
MB04-MBIA Drainage	AR-0017	State Pool	11/01/08	Open	1.1805	729,173.17	729,173.17	0.00	729,904.26	729,904.26	0.00	0.00	0.00
MB06-MBIA Toll Rd. Operations	AR-0019	State Pool	11/01/08	Open	1.1805	8,358,105.33	8,358,105.33	0.00	8,366,485.38	8,366,485.38	0.00	0.00	0.00
TT00-TX TERM General	AR-0022	State Pool	11/01/08	Open	0.9601	1,017.82	1,017.82	0.00	1,018.65	1,018.65	0.00	0.00	0.00
TT02-TX TERM Toll Rd. Operation	AR-0024	State Pool	11/01/08	Open	0.9612	1,016.66	1,016.66	0.00	1,017.49	1,017.49	0.00	0.00	0.00
TT04-TX TERM Road & Bridge	AR-0026	State Pool	11/01/08	Open	0.9630	1,014.81	1,014.81	0.00	1,015.64	1,015.64	0.00	0.00	0.00
TT05-TX TERM Drainage	AR-0027	State Pool	11/01/08	Open	0.9442	336.67	336.67	0.00	336.94	336.94	0.00	0.00	0.00
LOG1-Logic- General	AR-0028	State Pool	11/10/08	Open	1.2406	20,281,295.49	20,281,295.49	0.00	20,302,665.14	20,302,665.14	0.00	0.00	0.00
LOG2-Logic-Toll Rd.Operations	AR-0029	State Pool	11/10/08	Open	1.2492	1,027.32	1,027.32	0.00	1,028.41	1,028.41	0.00	0.00	0.00
LOG5-Logic-Drainage	AR-0032	State Pool	11/10/08	Open	1.1878	1,020.93	1,020.93	0.00	1,021.96	1,021.96	0.00	0.00	0.00
LOG8-Logic-Road & Bridge	AR-0035	State Pool	11/10/08	Open	1.1874	1,021.35	1,021.35	0.00	1,022.38	1,022.38	0.00	0.00	0.00
MB12-MBIA ESD 100 AGREEMENT	AR-0041	State Pool	08/31/16	Open	1.1805	930,479.51	930,479.51	0.00	931,412.43	931,412.43	0.00	0.00	0.00
MB13-MBIA ASSISTANCE DIST #1	AR-0042	State Pool	08/31/16	Open	1.1804	85,991.55	85,991.55	0.00	86,077.76	86,077.76	0.00	0.00	0.00
MB14-MBIA GR PARKWAY OPERATIONS	AR-0043	State Pool	08/31/16	Open	1.1805	4,560,081.56	4,560,081.56	0.00	4,564,653.59	4,564,653.59	0.00	0.00	0.00
MB15-FACILITIES BONDS 2016	AR-0044	State Pool	08/31/16	Open	1.1805	223,870.12	223,870.12	0.00	224,094.58	224,094.58	0.00	0.00	0.00
MB16-MOBILITY BONDS 2016	AR-0045	State Pool	08/31/16	Open	1.1805	186,578.95	186,578.95	0.00	186,766.02	186,766.02	0.00	0.00	0.00
MB17 - SR LIEN BOND 2016	AR-0046	State Pool	12/09/16	Open	1.1803	150,075.15	150,075.15	0.00	150,225.60	150,225.60	0.00	0.00	0.00
State Pool Total						<u>1.2087</u>	<u>43,074,828.77</u>	<u>43,074,828.77</u>	<u>0.00</u>	<u>43,119,051.18</u>	<u>43,119,051.18</u>	<u>0.00</u>	<u>0.00</u>
Investment Total						<u>1.1979</u>	<u>371,389,166.02</u>	<u>371,396,671.30</u>	<u>-7,505.28</u>	<u>445,966,593.31</u>	<u>445,969,515.35</u>	<u>-2,922.04</u>	<u>-352.60</u>

Open Investments

Ft. Bend County

Effective Interest - Actual Life

Receipts in Period

07/31/17

13

CUSIP	Invest Number	Security Description	Invest Class	Purchase Date	Call Date	Purchase Institut	SafeKeep Institut	Issuing Institut	Yield Matur	Yield Call	Original Unit Cost	Original Par Val/Shares	Original Princ/Cost	Orig Prem Discount	Ending Unit Price	Ending Par Val/Shares	Ending Amor Val/Cost	Unamor Prem/Dscnt
FFCB																		
3133BGTX4	16-0004	FFCB 1.08 07/05/19		07/05/16	Open	700	100	None	1.0800	1.0800	1.000000	8,500,000.00	8,500,000.00	0.00	1.000000	8,500,000.00	8,500,000.00	0.00
FFCB Total									<u>1.0800</u>	<u>1.0800</u>	<u>1.000000</u>	<u>8,500,000.00</u>	<u>8,500,000.00</u>	<u>0.00</u>	<u>1.000000</u>	<u>8,500,000.00</u>	<u>8,500,000.00</u>	<u>0.00</u>
FHLMC																		
3134G9H42	16-0002	FHLMC 0.70 12/29/17		06/30/16	Open	700	100	None	0.7000	0.7000	1.000000	10,000,000.00	10,000,000.00	0.00	1.000000	10,000,000.00	10,000,000.00	0.00
3137EAEA3	16-0001	FHLMC 0.75 04/09/18		06/29/16	Open	700	100	None	0.6790	0.6790	1.001251	6,000,000.00	6,007,505.28	-7,505.28	1.000487	6,000,000.00	6,002,922.04	-2,922.04
3134G9G76	16-0003	FHLMC 0.80 06/29/18		06/30/16	Open	1200	100	None	0.8000	0.8000	1.000000	14,500,000.00	14,500,000.00	0.00	1.000000	14,500,000.00	14,500,000.00	0.00
FHLMC Total									<u>0.7434</u>	<u>0.7434</u>	<u>1.000246</u>	<u>30,500,000.00</u>	<u>30,507,505.28</u>	<u>-7,505.28</u>	<u>1.000096</u>	<u>30,500,000.00</u>	<u>30,502,922.04</u>	<u>-2,922.04</u>
Money Market																		
Prosperity-Money Market Accts.	AR-0009	Money Market		11/30/03	Open	100	100	100	1.3060	1.3060	1.000000	12,505,577.66	12,505,577.66	0.00	1.000000	363,847,542.13	363,847,542.13	0.00
Money Market Total									<u>1.3060</u>	<u>1.3060</u>	<u>1.000000</u>	<u>12,505,577.66</u>	<u>12,505,577.66</u>	<u>0.00</u>	<u>1.000000</u>	<u>363,847,542.13</u>	<u>363,847,542.13</u>	<u>0.00</u>
State Pool																		
MB02-MBIA General	AR-0015	State Pool		11/01/08	Open	2000	2000	2000	1.1800	1.1800	1.000000	17,374,917.83	17,374,917.83	0.00	1.000000	7,519,425.91	7,519,425.91	0.00
MB03-MBIA Road & Bridge	AR-0016	State Pool		11/01/08	Open	2000	2000	2000	1.1800	1.1800	1.000000	2,856,438.24	2,856,438.24	0.00	1.000000	50,879.04	50,879.04	0.00
MB04-MBIA Drainage	AR-0017	State Pool		11/01/08	Open	2000	2000	2000	1.1800	1.1800	1.000000	1,267,218.21	1,267,218.21	0.00	1.000000	729,904.26	729,904.26	0.00
MB06-MBIA Toll Rd. Operations	AR-0019	State Pool		11/01/08	Open	2000	2000	2000	1.1800	1.1800	1.000000	3,143,377.27	3,143,377.27	0.00	1.000000	8,366,485.38	8,366,485.38	0.00
TT00-TX TERM General	AR-0022	State Pool		11/01/08	Open	2005	2005	2005	0.9600	0.9600	1.000000	10,006,437.87	10,006,437.87	0.00	1.000000	1,018.65	1,018.65	0.00
TT02-TX TERM Toll Rd. Operation	AR-0024	State Pool		11/01/08	Open	2005	2005	2005	0.9600	0.9600	0.000000	0.00	0.00	0.00	1.000000	1,017.49	1,017.49	0.00
TT04-TX TERM Road & Bridge	AR-0026	State Pool		11/01/08	Open	2005	2005	2005	0.9600	0.9600	1.000000	10,463.28	10,463.28	0.00	1.000000	1,015.64	1,015.64	0.00
TT05-TX TERM Drainage	AR-0027	State Pool		11/01/08	Open	2005	2005	2005	0.9600	0.9600	1.000000	109,774.61	109,774.61	0.00	1.000000	336.94	336.94	0.00
LOG1-Logic- General	AR-0028	State Pool		11/10/08	Open	200	200	200	1.2400	1.2400	1.000000	10,000,000.00	10,000,000.00	0.00	1.000000	20,302,665.14	20,302,665.14	0.00
LOG2-Logic-Toll Rd.Operations	AR-0029	State Pool		11/10/08	Open	200	200	200	1.2400	1.2400	1.000000	2,000,000.00	2,000,000.00	0.00	1.000000	1,028.41	1,028.41	0.00
LOG5-Logic-Drainage	AR-0032	State Pool		11/10/08	Open	200	200	200	1.2400	1.2400	1.000000	500,000.00	500,000.00	0.00	1.000000	1,021.96	1,021.96	0.00
LOG8-Logic-Road & Bridge	AR-0035	State Pool		11/10/08	Open	200	200	200	1.2400	1.2400	1.000000	1,000,000.00	1,000,000.00	0.00	1.000000	1,022.38	1,022.38	0.00
MB12-MBIA ESD 100 AGREEMENT	AR-0041	State Pool		08/31/16	Open	2000	2000	2000	1.1800	1.1800	1.000000	3,900,000.00	3,900,000.00	0.00	1.000000	931,412.43	931,412.43	0.00
MB13-MBIA ASSISTANCE DIST #1	AR-0042	State Pool		08/31/16	Open	2000	2000	2000	1.1800	1.1800	1.000000	10,000,000.00	10,000,000.00	0.00	1.000000	86,077.76	86,077.76	0.00
MB14-MBIA GR PARKWAY OPERATIONS	AR-0043	State Pool		08/31/16	Open	2000	2000	2000	1.1800	1.1800	1.000000	8,500,000.00	8,500,000.00	0.00	1.000000	4,564,653.59	4,564,653.59	0.00
MB15-FACILITIES BONDS 2016	AR-0044	State Pool		08/31/16	Open	2000	2000	2000	1.1800	1.1800	1.000000	30,000,000.00	30,000,000.00	0.00	1.000000	224,094.58	224,094.58	0.00
MB16-MOBILITY BONDS 2016	AR-0045	State Pool		08/31/16	Open	2000	2000	2000	1.1800	1.1800	1.000000	30,000,000.00	30,000,000.00	0.00	1.000000	186,766.02	186,766.02	0.00
MB17 - SR LIEN BOND 2016	AR-0046	State Pool		12/09/16	Open	2000	2000	2000	1.1800	1.1800	1.000000	35,000,000.00	35,000,000.00	0.00	1.000000	150,225.60	150,225.60	0.00
State Pool Total									<u>1.2082</u>	<u>1.2082</u>	<u>1.000000</u>	<u>165,668,627.31</u>	<u>165,668,627.31</u>	<u>0.00</u>	<u>1.000000</u>	<u>43,119,051.18</u>	<u>43,119,051.18</u>	<u>0.00</u>
Investment Total									<u>1.2532</u>	<u>1.2532</u>	<u>1.000035</u>	<u>217,174,204.97</u>	<u>217,181,710.25</u>	<u>-7,505.28</u>	<u>1.000007</u>	<u>445,966,593.31</u>	<u>445,969,515.35</u>	<u>-2,922.04</u>

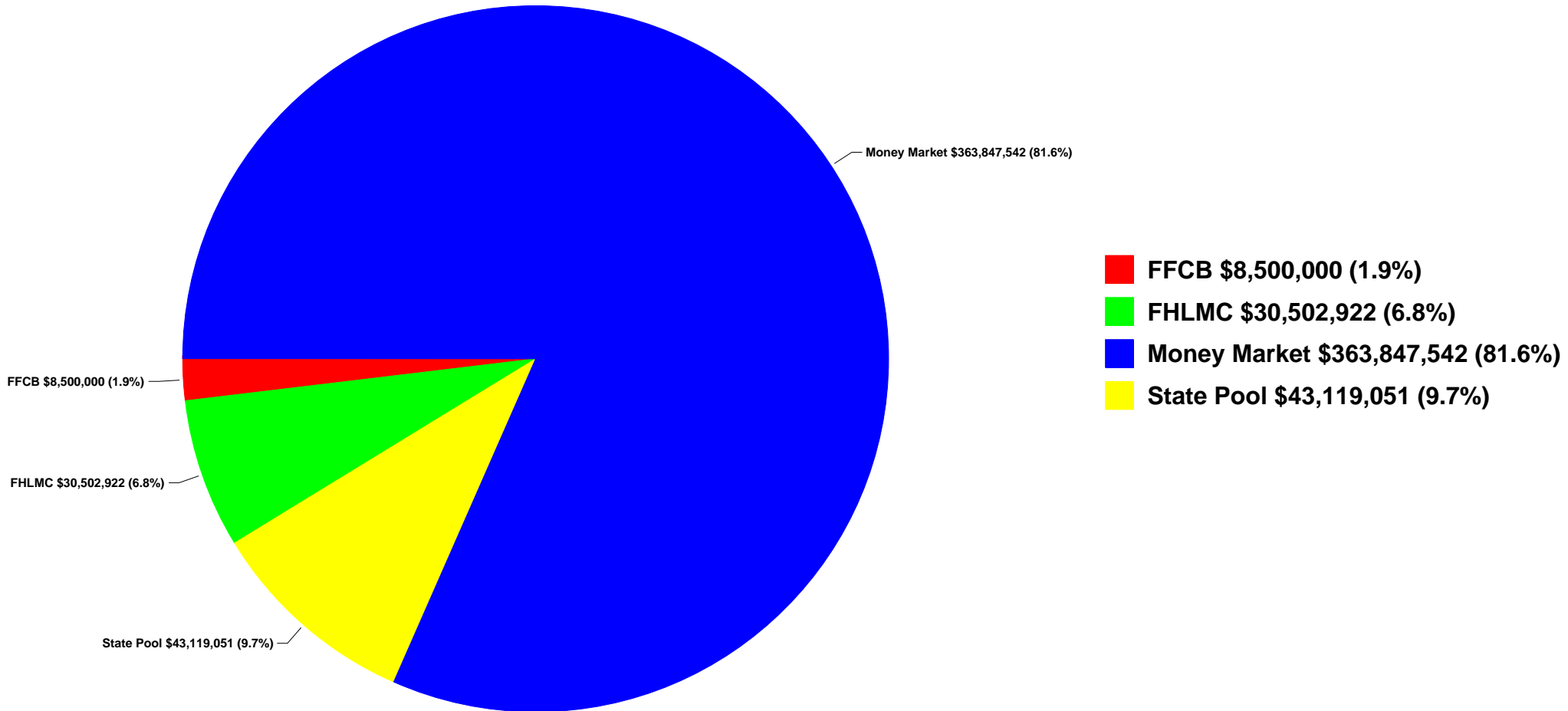
Open Investments

Ft. Bend County

Effective Interest - Actual Life
Receipts in Period
07/31/17

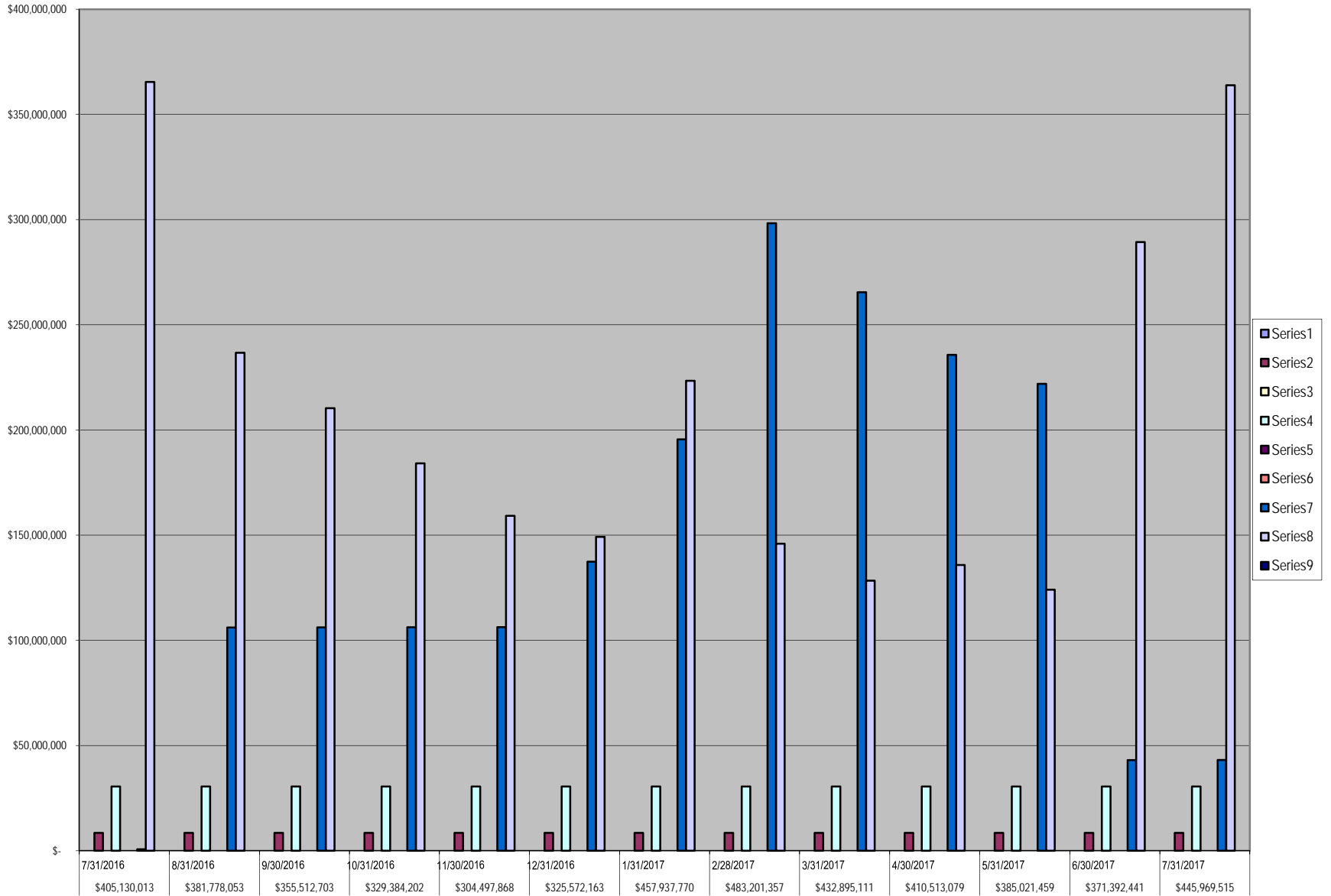
By Security

Open Investments \$445,969,515



FBC INVESTMENT TRAILING 12 MONTHS

Open		FARMERS								FNMA		Prosperity	Prosperity -
Investments		MAC DN	FFCB	FHLB	FHLMC	FNMA	FNMA	DISCOUNT	NOTE	State Pool	Money Market	Invst. Acct.	
\$ 405,130,013	7/31/2016	\$ -	\$ 8,500,000	\$ -	\$ 30,507,135	\$ -	\$ -	\$ -	\$ -	\$ 687,638	\$ 365,435,240	\$ -	\$ -
\$ 381,778,053	8/31/2016	\$ -	\$ 8,500,000	\$ -	\$ 30,506,787	\$ -	\$ -	\$ -	\$ -	\$ 106,090,584	\$ 236,680,683	\$ -	\$ -
\$ 355,512,703	9/30/2016	\$ -	\$ 8,500,000	\$ -	\$ 30,506,440	\$ -	\$ -	\$ -	\$ -	\$ 106,157,420	\$ 210,348,843	\$ -	\$ -
\$ 329,384,202	10/31/2016	\$ -	\$ 8,500,000	\$ -	\$ 30,506,440	\$ -	\$ -	\$ -	\$ -	\$ 106,231,840	\$ 184,144,857	\$ -	\$ -
\$ 304,497,868	11/30/2016	\$ -	\$ 8,500,000	\$ -	\$ 30,505,738	\$ -	\$ -	\$ -	\$ -	\$ 106,304,648	\$ 159,187,483	\$ -	\$ -
\$ 325,572,163	12/31/2016	\$ -	\$ 8,500,000	\$ -	\$ 30,505,386	\$ -	\$ -	\$ -	\$ -	\$ 137,401,990	\$ 149,164,787	\$ -	\$ -
\$ 457,937,770	1/31/2017	\$ -	\$ 8,500,000	\$ -	\$ 30,505,035	\$ -	\$ -	\$ -	\$ -	\$ 195,548,001	\$ 223,384,734	\$ -	\$ -
\$ 483,201,357	2/28/2017	\$ -	\$ 8,500,000	\$ -	\$ 30,504,684	\$ -	\$ -	\$ -	\$ -	\$ 298,250,107	\$ 145,946,566	\$ -	\$ -
\$ 432,895,111	3/31/2017	\$ -	\$ 8,500,000	\$ -	\$ 30,504,332	\$ -	\$ -	\$ -	\$ -	\$ 265,491,332	\$ 128,399,447	\$ -	\$ -
\$ 410,513,079	4/30/2017	\$ -	\$ 8,500,000	\$ -	\$ 30,503,980	\$ -	\$ -	\$ -	\$ -	\$ 235,712,333	\$ 135,796,767	\$ -	\$ -
\$ 385,021,459	5/31/2017	\$ -	\$ 8,500,000	\$ -	\$ 30,503,627	\$ -	\$ -	\$ -	\$ -	\$ 221,919,910	\$ 124,097,921	\$ -	\$ -
\$ 371,392,441	6/30/2017	\$ -	\$ 8,500,000	\$ -	\$ 30,503,275	\$ -	\$ -	\$ -	\$ -	\$ 43,074,829	\$ 289,314,337	\$ -	\$ -
\$ 445,969,515	7/31/2017	\$ -	\$ 8,500,000	\$ -	\$ 30,502,922	\$ -	\$ -	\$ -	\$ -	\$ 43,119,051	\$ 363,847,542	\$ -	\$ -



Wendt, Sandra

From: Laura Turner (111) <Laura.Turner@prosperitybankusa.com>
Sent: Wednesday, July 05, 2017 7:55 AM
To: Brogdon, Jennifer; Segura, Maria; Elster, Melissa; Schultz, Patsy; Wendt, Sandra
Subject: July interest rate

In accordance to the Depository bid, the variable interest rate for the month of July will reflect the change in the 91 day T-bill rate. The 91 day T-bill investment rate is 1.016%. Rate paid will be 1.306% (1.016% + .29) on the General Fund and all other accounts.

Laura Turner 

Assistant Vice President
Lending Assistant
Prosperity Bank
Sugar Land Banking Center
14060 Southwest Freeway
Sugar Land, TX 77478
Phone: 281-269-7200
Direct: 281-269-7254
Fax: 281-269-7108
Email: laura.turner@prosperitybankusa.com
NYSE: PB

Handy information should the need arise.....

281-242-4762 Fastline

1.866.985.2273 To Activate & Pin your Debit Card

1.800.684.2132 Report your card Lost/Stolen ATM/Debit Card

1.800.531.1401 Customer Service Center Mon-->Fri. 7am-7pm & Sat. 9am-5pm (can also assist with debit card issues).



Please consider the environment before printing this e-mail - think Green



This transmission may contain information that is privileged, confidential and or exempt from disclosure under applicable law. If you are not the intended recipient, you are hereby notified that any disclosure, copying, distribution or use of the information contained herein (including any reliance thereon) is **STRICTLY PROHIBITED**. If you received this transmission in error, please immediately contact the sender and destroy the material in its entirety, whether in electronic or hard copy format. Thank you.



Daily Rates

July 2017

TXCLASS

Average Monthly Yield: 1.18%

Date	Dividend Rate	Annual Yield
01-Jul-17	0.000031921	1.17%
02-Jul-17	0.000031921	1.17%
03-Jul-17	0.000031921	1.17%
04-Jul-17	0.000031921	1.17%
05-Jul-17	0.000031791	1.16%
06-Jul-17	0.000031921	1.17%
07-Jul-17	0.000031921	1.17%
08-Jul-17	0.000031921	1.17%
09-Jul-17	0.000031921	1.17%
10-Jul-17	0.000032247	1.18%
11-Jul-17	0.000031952	1.17%
12-Jul-17	0.000031979	1.17%
13-Jul-17	0.000031921	1.17%
14-Jul-17	0.000032195	1.18%
15-Jul-17	0.000032195	1.18%
16-Jul-17	0.000032195	1.18%
17-Jul-17	0.000032229	1.18%
18-Jul-17	0.000032580	1.19%
19-Jul-17	0.000032601	1.19%
20-Jul-17	0.000032577	1.19%
21-Jul-17	0.000032675	1.20%
22-Jul-17	0.000032675	1.20%
23-Jul-17	0.000032675	1.20%
24-Jul-17	0.000032682	1.20%
25-Jul-17	0.000032775	1.20%
26-Jul-17	0.000032785	1.20%
27-Jul-17	0.000032854	1.20%
28-Jul-17	0.000032779	1.20%
29-Jul-17	0.000032779	1.20%
30-Jul-17	0.000032779	1.20%
31-Jul-17	0.000032874	1.20%

Current Rates:

As of July 31, 2017

Current Yield¹	<u>0.98%</u>
One-Day Yield¹	<u>0.98%</u>
Allocation Factor¹	<u>0.000026793</u>

Historical Rates

Monthly Distribution Yields²

	<u>2008</u>	<u>2009</u>	<u>2010</u>	<u>2011</u>	<u>2012</u>	<u>2013</u>	<u>2014</u>	<u>2015</u>	<u>2016</u>	<u>2017</u>
January	4.27%	1.14%	0.17%	0.14%	0.08%	0.12%	0.04%	0.07%	0.35%	0.58%
February	3.57%	0.83%	0.17%	0.17%	0.10%	0.10%	0.04%	0.08%	0.39%	0.59%
March	2.98%	0.74%	0.18%	0.14%	0.10%	0.10%	0.04%	0.09%	0.41%	0.66%
April	2.51%	0.63%	0.19%	0.10%	0.10%	0.08%	0.04%	0.09%	0.42%	0.75%
May	2.36%	0.55%	0.19%	0.09%	0.12%	0.08%	0.04%	0.09%	0.43%	0.76%
June	2.26%	0.50%	0.21%	0.09%	0.13%	0.05%	0.04%	0.09%	0.44%	0.85%
July	2.29%	0.42%	0.23%	0.06%	0.13%	0.05%	0.05%	0.10%	0.45%	0.96%
August	2.39%	0.41%	0.24%	0.08%	0.13%	0.05%	0.06%	0.11%	0.47%	
September	2.38%	0.37%	0.21%	0.07%	0.13%	0.05%	0.06%	0.13%	0.50%	
October	2.65%	0.27%	0.19%	0.07%	0.13%	0.04%	0.06%	0.15%	0.47%	
November	2.13%	0.26%	0.17%	0.08%	0.13%	0.04%	0.06%	0.15%	0.45%	
December	1.79%	0.23%	0.15%	0.11%	0.13%	0.04%	0.07%	0.23%	0.50%	

**Call Toll-Free
1-866-TEX-TERM**

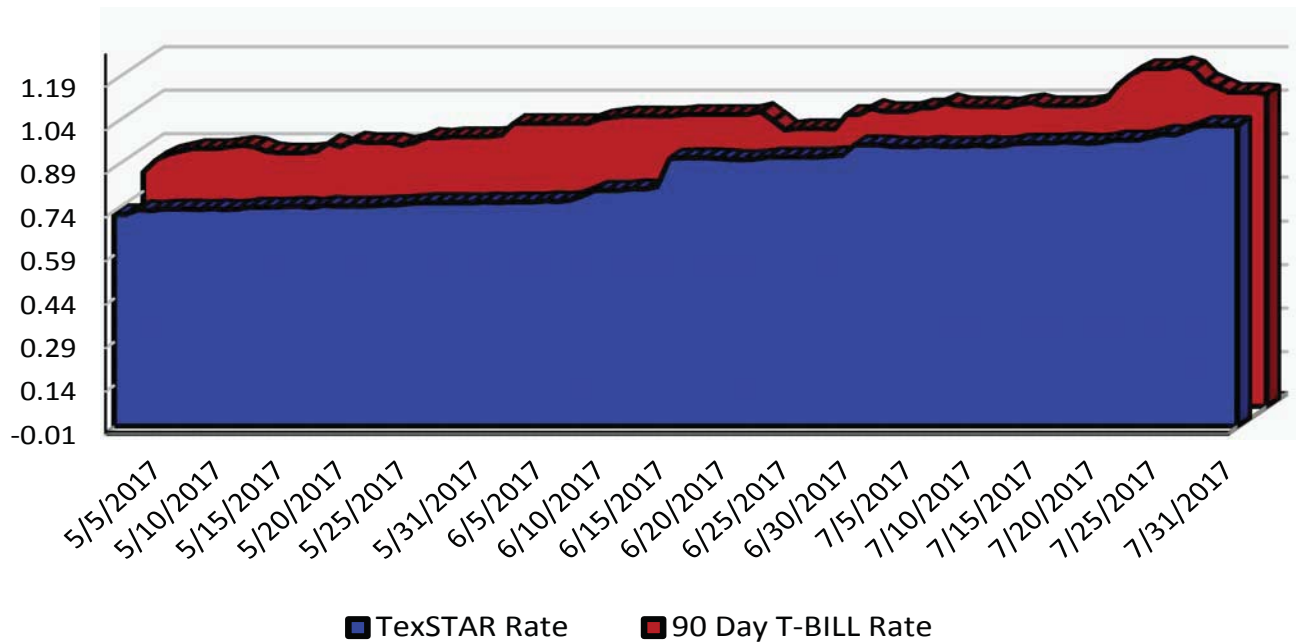
Past performance is not indicative of future results and yields may vary.

(1) The current yield, which is also known as the current annualized yield or current seven-day yield, represents the net change, exclusive of capital changes and income other than investment income, in the value of a hypothetical account with a balance of one share (normally \$1.00 per share) over a seven-day base period expressed as a percentage of the value of one share at the beginning of the seven-day period. This resulting net change in account value is then annualized by multiplying it by 365 and dividing the result by 7. The yields shown may reflect fee waivers by service providers that subsidize and reduce the total operating expenses of the TexasDAILY portfolio. Portfolio yields would be lower if there were no such waivers. The allocation factor represents the daily net income dividend declared by the TexasDAILY portfolio divided by the portfolio's daily net assets. The one-day yield represents the allocation factor of the TexasDAILY portfolio divided by the daily net asset value per share (normally \$1.00) multiplied by 365. Unlike the current yield—which excludes capital changes and income other than investment income—the allocation factor and one-day yield are inclusive of capital changes and any income other than investment income.

(2) The monthly distribution yield represents the sum of a month's one-day allocation factors divided by the number of days in that month, and multiplied by 365. The yields shown may reflect fee waivers by service providers that subsidize and reduce the total operating expenses of the TexasDAILY portfolio. Portfolio yields would be lower if there were no such waivers.

*This information is for institutional investor use only, not for further distribution to retail investors, and does not represent an offer to sell or a solicitation of an offer to buy or sell any fund or other security. Investors should consider the Pool's investment objectives, risks, charges and expenses before investing. This and other information about the Pool is available in the Pool's Information Statement, which should be read carefully before investing. A copy of the Pool's Information Statement may be obtained by calling 1-866-839-8376 or is available on the Pool's website at www.texasterm.net. While TexasDAILY seeks to maintain a stable net asset value of \$1.00 per share and TexasTERM seeks to achieve a net asset value of \$1.00 per share at its stated maturity, it is possible to lose money investing in the Pool. An investment in the Pool is not insured or guaranteed by the Federal Deposit Insurance Corporation or any other government agency. Shares of the Pool are distributed by **PFM Fund Distributors, Inc.**, member Financial Industry Regulatory Authority (FINRA) (www.finra.org) and Securities Investor Protection Corporation (SIPC) (www.sipc.org). PFM Fund Distributors, Inc. is a wholly owned subsidiary of PFM Asset Management LLC.*

LOGIC versus 90-Day Treasury Bill



This material is for information purposes only. This information does not represent an offer to buy or sell a security. The above rate information is obtained from sources that are believed to be reliable; however, its accuracy or completeness July be subject to change. The LOGIC management fee be waived in full or in part at the discretion of the LOGIC co-administrators and the LOGIC rate for the period shown reflects waiver of fees. This table represents historical investment performance/return to the customer, net of fees, and is not an indication of future performance. An investment in the security is not insured or guaranteed by the Federal Deposit Insurance Corporation or any other government agency. Although the issuer seeks to preserve the value of an investment at \$1.00 per share, it is possible to lose money by investing in the security. Information about these and other program details are in the fund's Information Statement which should be read carefully before investing. The yield on the 90-Day Treasury Bill ("T-Bill Yield") is shown for comparative purposes only. When comparing the investment returns of the LOGIC pool to the T-Bill Yield, you should know that the LOGIC pool consist of allocations of specific diversified securities as detailed in the respective Information Statements. The T-Bill Yield is taken from Bloomberg Finance L.P. and represents the daily closing yield on the then current 90-day T-Bill.

Daily Summary for July 2017

Date	Mny Mkt Fund Equiv. [SEC Std.]	Daily Allocation Factor	LOGIC Invested Balance	Market Value Per Share	WAM Days (1)*	WAM Days (2)*
7/1/2017	1.2057%	0.000033032	\$5,904,028,106.60	1.000122	24	71
7/2/2017	1.2057%	0.000033032	\$5,904,028,106.60	1.000122	24	71
7/3/2017	1.2202%	0.000033429	\$5,876,617,652.80	1.000141	23	70
7/4/2017	1.2202%	0.000033429	\$5,876,617,652.80	1.000141	23	70
7/5/2017	1.2322%	0.000033758	\$5,881,963,425.89	1.000154	24	69
7/6/2017	1.2301%	0.000033701	\$5,983,513,679.68	1.000138	26	70
7/7/2017	1.2398%	0.000033967	\$5,958,208,783.91	1.000097	26	68
7/8/2017	1.2398%	0.000033967	\$5,958,208,783.91	1.000097	26	68
7/9/2017	1.2398%	0.000033967	\$5,958,208,783.91	1.000097	26	68
7/10/2017	1.2407%	0.000033993	\$5,979,675,811.17	1.000130	27	70
7/11/2017	1.2305%	0.000033711	\$6,007,146,511.04	1.000120	28	71
7/12/2017	1.2307%	0.000033717	\$6,000,909,369.22	1.000122	28	71
7/13/2017	1.2334%	0.000033793	\$6,002,685,727.96	1.000124	28	70
7/14/2017	1.2350%	0.000033836	\$5,945,905,751.67	1.000089	28	69
7/15/2017	1.2350%	0.000033836	\$5,945,905,751.67	1.000089	28	69
7/16/2017	1.2350%	0.000033836	\$5,945,905,751.67	1.000089	28	69
7/17/2017	1.2414%	0.000034011	\$5,935,032,413.65	1.000131	29	71
7/18/2017	1.2456%	0.000034126	\$5,971,809,823.06	1.000131	32	73
7/19/2017	1.2467%	0.000034155	\$5,959,232,218.98	1.000137	34	75
7/20/2017	1.2445%	0.000034096	\$5,944,970,071.31	1.000137	33	74
7/21/2017	1.2508%	0.000034268	\$5,922,540,517.17	1.000101	32	73
7/22/2017	1.2508%	0.000034268	\$5,922,540,517.17	1.000101	32	73
7/23/2017	1.2508%	0.000034268	\$5,922,540,517.17	1.000101	32	73
7/24/2017	1.2515%	0.000034288	\$5,910,275,995.65	1.000139	33	73
7/25/2017	1.2486%	0.000034208	\$6,057,766,002.79	1.000138	32	71
7/26/2017	1.2460%	0.000034136	\$6,094,490,644.18	1.000142	32	71
7/27/2017	1.2624%	0.000034587	\$6,110,833,964.43	1.000144	34	74
7/28/2017	1.2636%	0.000034619	\$6,136,768,862.09	1.000102	32	72
7/29/2017	1.2636%	0.000034619	\$6,136,768,862.09	1.000102	32	72
7/30/2017	1.2636%	0.000034619	\$6,136,768,862.09	1.000102	32	72
7/31/2017	1.2615%	0.000034561	\$6,097,733,914.84	1.000141	32	72
Average	1.2408%	0.000033995	\$5,980,309,768.94		29	71

Prosperity Bank
Money Market Accounts
July 31, 2017

FUND	DESCRIPTION	BEGINNING BALANCE	DEPOSITS	WITH- DRAWALS	INTEREST	ENDING BALANCE
100	General Operating	98,653,485.71	23,678,769.83	42,487,134.90	95,299.24	79,940,419.88
150	Juvenile Operations	7,477,383.45	235,033.15	1,065,460.14	8,013.24	6,654,969.70
155	Road & Bridge	14,451,156.17	661,979.05	2,177,112.71	15,171.78	12,951,194.29
160	Drainage District	13,341,482.45	36,039.58	445,232.19	14,554.04	12,946,843.88
165	Lateral Road	809,688.90	-	-	894.52	810,583.42
170	Statue Restoration	4,341.18	-	-	4.80	4,345.98
175	City Water Assistance	25,774.36	245.00	293.64	28.32	25,754.04
185	Entex Contributions	4.40	-	-	-	4.40
190	H L & P Assistance	91,306.88		129.30	100.85	91,278.43
195	County Law Library	1,220,973.04	33,309.54	23,690.01	1,360.59	1,231,953.16
200	Law Enforcement Academy	476,884.54	-	5,819.50	524.29	471,589.33
360	Law Enforcement Training	174,787.80	-	-	193.10	174,980.90
215	Library Donations	146,648.23	1,966.09	25,250.09	147.92	123,512.15
225	FBC Asset Forfeiture-Task-State	488,935.43	1,559.90	5,525.80	539.46	485,508.99
235	Probate Court Training	98,445.07	1,020.04	-	109.42	99,574.53
245	Alert Program-Juvenile	52,013.24	-	-	57.46	52,070.70
255	D A Asset Forfeiture-Fed.	52.15	-	-	0.06	52.21
265	Gus George Memorial	4,731.42	-	-	5.23	4,736.65
275	D A Special Fund Run	18,027.64	-	-	19.92	18,047.56
280	Co.Atty.Supplemental Salary	185,975.12	-	4,141.67	203.63	182,037.08
290	VIT Interest (Tax Coll)	11,464.90	1,009.85	-	13.35	12,488.10
300	FBC Elections	760,401.24	40,617.88	32,648.24	827.66	769,198.54
305	FBC Asset Forfeiture-Task-Fed.	10,161.81	7,594.47	3,182.65	15.92	14,589.55
310	Sheriff Ofc/Forfeiture-Assets-St.	554,346.08	-	47,391.79	592.07	507,546.36
315	Sheriff Ofc/Forfeiture-Assets-Fed.	277,543.53	1,082.64	2,073.00	306.94	276,860.11
320	Constable Pct. 2 F/A	22.64	-	-	0.03	22.67
335	DA Asset Forfeiture-State	280,001.56	3,338.97	5,773.03	309.08	277,876.58
810	Toll Road Operations	17,944,643.02	1,736,526.69	318,153.26	21,097.42	19,384,113.87
390	Child Protective Service IV-E	79,113.00	-	3,573.13	84.82	75,624.69
402	Hope 3 Program Sales	5,514.80	-	-	6.09	5,520.89
410	Child Support IVD Reimb.	255,417.21	-	-	282.18	255,699.39
415	Local Law Enf.Block Grant	28,804.67	233.00	9,864.25	27.66	19,201.08

Prosperity Bank
Money Market Accounts
July 31, 2017

440	Supervision	2,791,617.49	268,084.17	449,179.57	3,088.92	2,613,611.01
205	Surface Water Supply Corp.	7,845.94	-	-	8.67	7,854.61
TREA	Treasurer's Account	3,214,524.01	20,229,394.56	22,184,542.35	6,292.35	1,265,668.57
INVE	FBC Investment Account	93,006.24	45,900.00	138,906.24	14.54	14.54
850M	Boon-Chapman Medical	958,455.66	4,000,152.97	2,605,930.39	1,653.18	2,354,331.42
850D	Boon-Chapman Dental	953,793.60	750,000.00	142,002.03	1,653.83	1,563,445.40
882	Boon-Chapman 125	54,595.73	57,358.44	41,915.36	70.39	70,109.20
884	Fee Officer's Account	1,515,711.78	1,632,745.23	2,348,523.24	-	799,933.77
912	JP Credit Card Processing	63,599.38	244,192.73	230,225.66	74.97	77,641.42
908	EMS Credit Card Processing	9,662.44	15,679.65	10,390.04	8.88	14,960.93
600/605	Debt Service Account	16,637,760.08	139,950.47	2,000.00	18,469.23	16,794,179.78
GAS	FBC Fuel Account (Susser)	6.16	270,835.58	270,841.74	15.96	15.96
332	Fire Marshal St. Ass't. Forfeiture	661.68	-	-	0.73	662.41
JE04	JP #4 E-Filing	516.95	5,678.00	4,454.95	1.24	1,741.24
DACC	D A Credit Card Processing	176.71	10,960.42	6,048.54	1.54	5,090.13
PTCC	Public Transportation Credit Cards	177.38	1,080.30	984.02	0.29	273.95
CSCC	CSCD Credit Card	100,653.25	110,579.70	116,372.16	66.42	94,927.21
LBCC	Library Credit Card	524.28	13,539.79	11,775.74	2.84	2,291.17
JUCC	Juvenile Credit Card	322.66	1,667.70	1,632.66	0.41	358.11
815	Grand Pkwy Toll Road Ops	7,094,374.74	1,787,926.16	464,086.46	9,047.39	8,427,261.83
145	Emergency Svc Dist 100	3,416,087.10	457,094.31	-	4,091.18	3,877,272.59
130	Assistant Dist Number 1	15,910,737.13	290,837.03	1,500.00	17,764.32	16,217,838.48
131	Assistant Dist Number 2	1,867,108.26	164,491.38	321,006.25	1,988.30	1,712,581.69
133	Assistant Dist Number 4	649,404.19	16,065.03	425.00	727.60	665,771.82
134	Assistant Dist Number 5	139,173.16	4,229.84	425.00	156.30	143,134.30
805	Grand Pkwy Toll RD Rev Bond	3,960,621.41	-	137,582.80	4,316.49	3,827,355.10
206	Industrial Development Corp	124,948.04	-	-	138.04	125,086.08
135	Assistant Dist Number 6	2,271,040.34	102,385.25	527,843.40	2,554.80	1,848,136.99
CCCS	Non Fee Officer CC Clearing Acct	53,997.33	53,620.97	121.67	90.08	107,586.71
801	Sr. Lien Toll Rd Rev Bonds 2014	1,245,717.12	-	289,463.24	1,251.94	957,505.82
802	Sr. Lien Toll Rd Rev Bonds 2016	18,346,664.93	-	3,794,441.35	18,489.55	14,570,713.13
JPMT	Juror Payments	7,299.45	28,472.00	15,771.45	14.32	20,014.32
	Engineering Permitting E-Check	7,447.12	470.00	117.12	8.38	7,808.38

Prosperity Bank
Money Market Accounts
July 31, 2017

207	FBC Historical Commission	-	1,844.32	1,767.00	0.10	77.42
208	East FBC Development	-	-	-	-	-
742	Facilities Bonds 2016	26,206,611.96	14,000.00	3,963,429.86	27,351.13	22,284,533.23
744	Mobility Bonds 2016	19,905,747.76	45,000.00	1,388,801.16	21,377.65	18,583,324.25
748	Mobility Bonds 2017	3,773,678.87	-	-	4,169.03	3,777,847.90
750	Mission Bend/Four Corners	-	17,000,000.00	-	3,041.37	17,003,041.37
JE11	JP 1-1 E-Filing	156.46	2,203.50	2,297.96	0.57	62.57
JE12	JP 1-2 E-Filing	0.39	3,819.00	3,112.39	0.70	707.70
JE02	JP 2 E-Filing	102.65	7,654.75	5,693.40	1.64	2,065.64
JE03	JP 3 E-Filing	275.78	6,168.00	5,083.78	1.59	1,361.59
	Total	289,314,337.25	74,224,406.93	86,151,143.28	308,797.95	277,696,398.85

Investment Report

Ft. Bend County

08/01/17 - 08/31/17

This report summarizes the investment position of Ft. Bend County for the period 08/01/17 to 08/31/17.

	07/31/17	08/31/17
Book Value	445,969,515.35	390,497,782.47
Market Value	445,793,718.31	390,360,033.04
Par Value	445,966,593.31	390,495,213.04
Change in Market Value		37,695.00
Weighted Average Maturity (in Days)	32	33
Weighted Average Yield-to-Maturity of Portfolio	1.2532%	1.3950%
Yield-to-Maturity of	0.0000%	0.0000%
Accrued Interest		27,155.00


This report is presented in accordance with the Texas Government Code Title 10 Section 2256.023. The below signed hereby certify that, to the best of their knowledge on the date this report was created, Ft. Bend County is in compliance with the provisions of Government Code 2256 and with the stated policies and strategies of Ft. Bend County.



 Director of Finance & Investments

11-7-17

 Date



 County Treasurer

11/7/2017

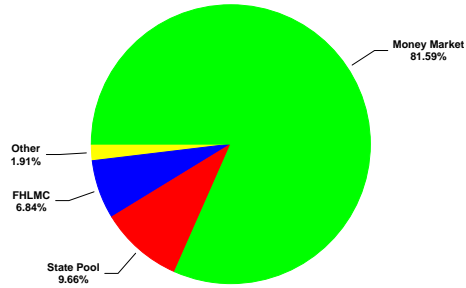
 Date

Investment Report

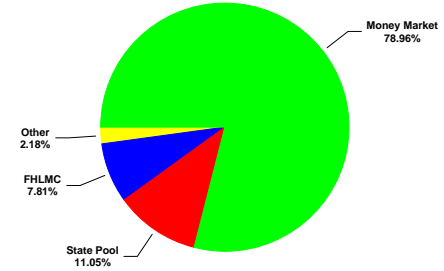
Ft. Bend County

08/01/17 - 08/31/17

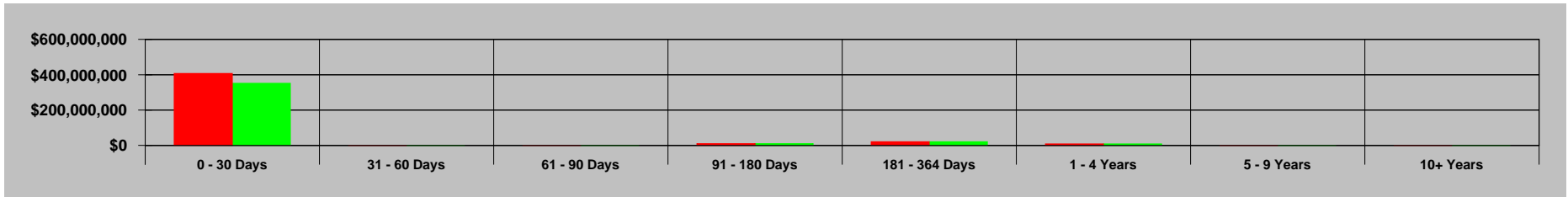
Portfolio Composition - 07/31/17



Portfolio Composition - 08/31/17




Maturity Aging - 07/31/17 vs 08/31/17



■ Previous Period ■ Current Period

Portfolio Performance - 08/01/17 to 08/31/17



■ Portfolio ■ Series2

GASB 31 Compliance
Ft. Bend County
Effective Interest - Actual Life
Receipts in Period
08/01/17 - 08/31/17

CUSIP	Invest Number	Security Description	Purchase Date	Sale Date	Valuation Method	Yield Earned	Price Source 08/01/17	Beginning Unit Price	Par Value On 08/01/17	Reported Value 08/01/17	Purchase Cost	Sales Proceeds	Ending Unit Price	Par Value On 08/31/17	Price Source 08/31/17	Reported Value 08/31/17	Change in Fair Value	Interest	Net Investment Income
3137BARA3	16-0001	FHLMC 0.75 04/09/18	06/29/16	Open	Fair Value	1.7208	FTI	0.996710	6,000,000.00	5,980,260.00	0.00	0.00	0.997520	6,000,000.00	FTI	5,985,120.00	4,860.00	3,750.00	8,610.00
3134G9H42	16-0002	FHLMC 0.70 12/29/17	06/30/16	Open	Fair Value	1.5160	FTI	0.997940	10,000,000.00	9,979,400.00	0.00	0.00	0.998620	10,000,000.00	FTI	9,986,200.00	6,800.00	5,833.33	12,633.33
3134G9G76	16-0003	FHLMC 0.80 06/29/18	06/30/16	Open	Fair Value	1.8080	FTI	0.995520	14,500,000.00	14,435,040.00	0.00	0.00	0.996360	14,500,000.00	FTI	14,447,220.00	12,180.00	9,666.67	21,846.67
3133EGJX4	16-0004	FFCB 1.08 07/05/19	07/05/16	Open	Fair Value	2.9729	FTI	0.992050	8,500,000.00	8,432,425.00	0.00	0.00	0.993680	8,500,000.00	FTI	8,446,280.00	13,855.00	7,905.00	21,760.00
Prosperity-Money Market Accts.	AR-0009	Money Market	11/30/03	Open	Fair Value	1.4410	Manual	1.000000	363,847,542.13	363,847,542.13	0.00	55,516,988.00	1.000000	308,330,554.13	Manual	308,330,554.13	0.00	371,670.03	371,670.03
MB02-MBIA General	AR-0015	State Pool	11/01/08	Open	Fair Value	1.2270	Manual	1.000000	7,519,425.91	7,519,425.91	0.00	-7,836.40	1.000000	7,527,262.31	Manual	7,527,262.31	0.00	7,836.40	7,836.40
MB03-MBIA Road & Bridge	AR-0016	State Pool	11/01/08	Open	Fair Value	1.2267	Manual	1.000000	50,879.04	50,879.04	0.00	-53.01	1.000000	50,932.05	Manual	50,932.05	0.00	53.01	53.01
MB04-MBIA Drainage	AR-0017	State Pool	11/01/08	Open	Fair Value	1.2270	Manual	1.000000	729,904.26	729,904.26	0.00	-760.68	1.000000	730,664.94	Manual	730,664.94	0.00	760.68	760.68
MB06-MBIA Toll Rd. Operations	AR-0019	State Pool	11/01/08	Open	Fair Value	1.2270	Manual	1.000000	8,366,485.38	8,366,485.38	0.00	-8,719.19	1.000000	8,375,204.57	Manual	8,375,204.57	0.00	8,719.19	8,719.19
TT00-TX TERM General	AR-0022	State Pool	11/01/08	Open	Fair Value	0.9940	Manual	1.000000	1,018.65	1,018.65	0.00	-0.86	1.000000	1,019.51	Manual	1,019.51	0.00	0.86	0.86
TT02-TX TERM Toll Rd. Operation	AR-0024	State Pool	11/01/08	Open	Fair Value	0.9951	Manual	1.000000	1,017.49	1,017.49	0.00	-0.86	1.000000	1,018.35	Manual	1,018.35	0.00	0.86	0.86
TT04-TX TERM Road & Bridge	AR-0026	State Pool	11/01/08	Open	Fair Value	0.9970	Manual	1.000000	1,015.64	1,015.64	0.00	-0.86	1.000000	1,016.50	Manual	1,016.50	0.00	0.86	0.86
TT05-TX TERM Drainage	AR-0027	State Pool	11/01/08	Open	Fair Value	1.0134	Manual	1.000000	336.94	336.94	0.00	-0.29	1.000000	337.23	Manual	337.23	0.00	0.29	0.29
LOG1-Logic- General	AR-0028	State Pool	11/10/08	Open	Fair Value	1.2659	Manual	1.000000	20,302,665.14	20,302,665.14	0.00	-21,829.77	1.000000	20,324,494.91	Manual	20,324,494.91	0.00	21,829.77	21,829.77
LOG2-Logic-Toll Rd.Operations	AR-0029	State Pool	11/10/08	Open	Fair Value	1.3738	Manual	1.000000	1,028.41	1,028.41	0.00	-1.20	1.000000	1,029.61	Manual	1,029.61	0.00	1.20	1.20
LOG5-Logic-Drainage	AR-0032	State Pool	11/10/08	Open	Fair Value	1.3825	Manual	1.000000	1,021.96	1,021.96	0.00	-1.20	1.000000	1,023.16	Manual	1,023.16	0.00	1.20	1.20
LOG8-Logic-Road & Bridge	AR-0035	State Pool	11/10/08	Open	Fair Value	1.3819	Manual	1.000000	1,022.38	1,022.38	0.00	-1.20	1.000000	1,023.58	Manual	1,023.58	0.00	1.20	1.20
MB12-MBIA ESD 100 AGREEMENT	AR-0041	State Pool	08/31/16	Open	Fair Value	1.2270	Manual	1.000000	931,412.43	931,412.43	0.00	-970.67	1.000000	932,383.10	Manual	932,383.10	0.00	970.67	970.67
MB13-MBIA ASSISTANCE DIST #1	AR-0042	State Pool	08/31/16	Open	Fair Value	1.2273	Manual	1.000000	86,077.76	86,077.76	0.00	-89.73	1.000000	86,167.49	Manual	86,167.49	0.00	89.73	89.73
MB14-MBIA GR PARKWAY OPERATIONS	AR-0043	State Pool	08/31/16	Open	Fair Value	1.2270	Manual	1.000000	4,564,653.59	4,564,653.59	0.00	-4,757.09	1.000000	4,569,410.68	Manual	4,569,410.68	0.00	4,757.09	4,757.09
MB15-FACILITIES BONDS 2016	AR-0044	State Pool	08/31/16	Open	Fair Value	1.2269	Manual	1.000000	224,094.58	224,094.58	0.00	-233.52	1.000000	224,328.10	Manual	224,328.10	0.00	233.52	233.52
MB16-MOBILITY BONDS 2016	AR-0045	State Pool	08/31/16	Open	Fair Value	1.2270	Manual	1.000000	186,766.02	186,766.02	0.00	-194.64	1.000000	186,960.66	Manual	186,960.66	0.00	194.64	194.64
MB17 - SR LIEN BOND 2016	AR-0046	State Pool	12/09/16	Open	Fair Value	1.2270	Manual	1.000000	150,225.60	150,225.60	0.00	-156.56	1.000000	150,382.16	Manual	150,382.16	0.00	156.56	156.56
Investment Total						<u>1.4731</u>		<u>0.999612</u>	<u>445,966,593.31</u>	<u>445,793,718.31</u>	<u>0.00</u>	<u>55,471,380.27</u>	<u>0.999654</u>	<u>390,495,213.04</u>		<u>390,360,033.04</u>	<u>37,695.00</u>	<u>444,432.76</u>	<u>482,127.76</u>

Portfolio Position
Ft. Bend County
Effective Interest - Actual Life
Receipts in Period
08/01/17 - 08/31/17

4

CUSIP	Invest Number	Security Description	Purchase Date	Call Date	Par Value On 08/01/17	Par Value On 08/31/17	Market Val On 08/01/17	Market Val On 08/31/17	Purchase Cost	Sales Proceeds	Original Princ/Cost	Amor Value On 08/01/17	Amor Value On 08/31/17
130 - Assistance Dist #1													
State Pool													
MB13-MBIA ASSISTANCE DIST #1	AR-0042	State Pool	08/31/16	Open	86,077.76	86,167.49	86,077.76	86,167.49	0.00	0.00	10,000,000.00	86,077.76	86,167.49
State Pool Total					86,077.76	86,167.49	86,077.76	86,167.49	0.00	0.00	10,000,000.00	86,077.76	86,167.49
130 - Assistance Dist #1 Total					86,077.76	86,167.49	86,077.76	86,167.49	0.00	0.00	10,000,000.00	86,077.76	86,167.49
145 - ESD 100 Agreement													
State Pool													
MB12-MBIA ESD 100 AGREEMENT	AR-0041	State Pool	08/31/16	Open	931,412.43	932,383.10	931,412.43	932,383.10	0.00	0.00	3,900,000.00	931,412.43	932,383.10
State Pool Total					931,412.43	932,383.10	931,412.43	932,383.10	0.00	0.00	3,900,000.00	931,412.43	932,383.10
145 - ESD 100 Agreement Total					931,412.43	932,383.10	931,412.43	932,383.10	0.00	0.00	3,900,000.00	931,412.43	932,383.10
810 - FBC Toll Road Operations													
State Pool													
TT02-TX TERM Toll Rd. Operation	AR-0024	State Pool	11/01/08	Open	0.00	0.00	0.00	0.00	0.00	0.00	0.00	0.00	0.00
State Pool Total					0.00	0.00	0.00	0.00	0.00	0.00	0.00	0.00	0.00
810 - FBC Toll Road Operations Total					0.00	0.00	0.00	0.00	0.00	0.00	0.00	0.00	0.00
742 - Facilities Bond Projects 2016													
State Pool													
MB15-FACILITIES BONDS 2016	AR-0044	State Pool	08/31/16	Open	224,094.58	224,328.10	224,094.58	224,328.10	0.00	0.00	30,000,000.00	224,094.58	224,328.10
State Pool Total					224,094.58	224,328.10	224,094.58	224,328.10	0.00	0.00	30,000,000.00	224,094.58	224,328.10
742 - Facilities Bond Projects 2016 Total					224,094.58	224,328.10	224,094.58	224,328.10	0.00	0.00	30,000,000.00	224,094.58	224,328.10
815 - Grand Parkway Operations													
State Pool													
MB14-MBIA GR PARKWAY OPERATIONS	AR-0043	State Pool	08/31/16	Open	4,564,653.59	4,569,410.68	4,564,653.59	4,569,410.68	0.00	0.00	8,500,000.00	4,564,653.59	4,569,410.68
State Pool Total					4,564,653.59	4,569,410.68	4,564,653.59	4,569,410.68	0.00	0.00	8,500,000.00	4,564,653.59	4,569,410.68
815 - Grand Parkway Operations Total					4,564,653.59	4,569,410.68	4,564,653.59	4,569,410.68	0.00	0.00	8,500,000.00	4,564,653.59	4,569,410.68
LOG5 - LOGIC DRAINAGE													
State Pool													
LOG5-Logic-Drainage	AR-0032	State Pool	11/10/08	Open	1,021.96	1,023.16	1,021.96	1,023.16	0.00	0.00	500,000.00	1,021.96	1,023.16
State Pool Total					1,021.96	1,023.16	1,021.96	1,023.16	0.00	0.00	500,000.00	1,021.96	1,023.16
LOG5 - LOGIC DRAINAGE Total					1,021.96	1,023.16	1,021.96	1,023.16	0.00	0.00	500,000.00	1,021.96	1,023.16
LOG1 - LOGIC GENERAL													
State Pool													
LOG1-Logic- General	AR-0028	State Pool	11/10/08	Open	20,302,665.14	20,324,494.91	20,302,665.14	20,324,494.91	0.00	0.00	10,000,000.00	20,302,665.14	20,324,494.91
State Pool Total					20,302,665.14	20,324,494.91	20,302,665.14	20,324,494.91	0.00	0.00	10,000,000.00	20,302,665.14	20,324,494.91
LOG1 - LOGIC GENERAL Total					20,302,665.14	20,324,494.91	20,302,665.14	20,324,494.91	0.00	0.00	10,000,000.00	20,302,665.14	20,324,494.91
LOG8 - LOGIC ROAD & BRIDGE													
State Pool													
LOG8-Logic-Road & Bridge	AR-0035	State Pool	11/10/08	Open	1,022.38	1,023.58	1,022.38	1,023.58	0.00	0.00	1,000,000.00	1,022.38	1,023.58
State Pool Total					1,022.38	1,023.58	1,022.38	1,023.58	0.00	0.00	1,000,000.00	1,022.38	1,023.58
LOG8 - LOGIC ROAD & BRIDGE Total					1,022.38	1,023.58	1,022.38	1,023.58	0.00	0.00	1,000,000.00	1,022.38	1,023.58
LOG2 - LOGIC TOLL OPERATIONS													
State Pool													
LOG2-Logic-Toll Rd.Operations	AR-0029	State Pool	11/10/08	Open	1,028.41	1,029.61	1,028.41	1,029.61	0.00	0.00	2,000,000.00	1,028.41	1,029.61
State Pool Total					1,028.41	1,029.61	1,028.41	1,029.61	0.00	0.00	2,000,000.00	1,028.41	1,029.61
LOG2 - LOGIC TOLL OPERATIONS Total					1,028.41	1,029.61	1,028.41	1,029.61	0.00	0.00	2,000,000.00	1,028.41	1,029.61
MB04 - MBIA DRAINAGE													
State Pool													

Portfolio Position
Ft. Bend County
Effective Interest - Actual Life
Receipts in Period
08/01/17 - 08/31/17

CUSIP	Invest Number	Security Description	Purchase Date	Call Date	Par Value On 08/01/17	Par Value On 08/31/17	Market Val On 08/01/17	Market Val On 08/31/17	Purchase Cost	Sales Proceeds	Original Princ/Cost	Amor Value On 08/01/17	Amor Value On 08/31/17
MB04-MBIA Drainage	AR-0017	State Pool	11/01/08	Open	729,904.26	730,664.94	729,904.26	730,664.94	0.00	0.00	1,267,218.21	729,904.26	730,664.94
State Pool Total					729,904.26	730,664.94	729,904.26	730,664.94	0.00	0.00	1,267,218.21	729,904.26	730,664.94
MB04 - MBIA DRAINAGE Total					729,904.26	730,664.94	729,904.26	730,664.94	0.00	0.00	1,267,218.21	729,904.26	730,664.94
MB02 - MBIA GENERAL													
State Pool													
MB02-MBIA General	AR-0015	State Pool	11/01/08	Open	7,519,425.91	7,527,262.31	7,519,425.91	7,527,262.31	0.00	0.00	17,374,917.83	7,519,425.91	7,527,262.31
State Pool Total					7,519,425.91	7,527,262.31	7,519,425.91	7,527,262.31	0.00	0.00	17,374,917.83	7,519,425.91	7,527,262.31
MB02 - MBIA GENERAL Total					7,519,425.91	7,527,262.31	7,519,425.91	7,527,262.31	0.00	0.00	17,374,917.83	7,519,425.91	7,527,262.31
MB03 - MBIA ROAD & BRIDGE													
State Pool													
MB03-MBIA Road & Bridge	AR-0016	State Pool	11/01/08	Open	50,879.04	50,932.05	50,879.04	50,932.05	0.00	0.00	2,856,438.24	50,879.04	50,932.05
State Pool Total					50,879.04	50,932.05	50,879.04	50,932.05	0.00	0.00	2,856,438.24	50,879.04	50,932.05
MB03 - MBIA ROAD & BRIDGE Total					50,879.04	50,932.05	50,879.04	50,932.05	0.00	0.00	2,856,438.24	50,879.04	50,932.05
MB06 - MBIA TOLL RD OPERATIONS													
State Pool													
MB06-MBIA Toll Rd. Operations	AR-0019	State Pool	11/01/08	Open	8,366,485.38	8,375,204.57	8,366,485.38	8,375,204.57	0.00	0.00	3,143,377.27	8,366,485.38	8,375,204.57
State Pool Total					8,366,485.38	8,375,204.57	8,366,485.38	8,375,204.57	0.00	0.00	3,143,377.27	8,366,485.38	8,375,204.57
MB06 - MBIA TOLL RD OPERATIONS Total					8,366,485.38	8,375,204.57	8,366,485.38	8,375,204.57	0.00	0.00	3,143,377.27	8,366,485.38	8,375,204.57
744 - Mobility Project Bonds 2016													
State Pool													
MB16-MOBILITY BONDS 2016	AR-0045	State Pool	08/31/16	Open	186,766.02	186,960.66	186,766.02	186,960.66	0.00	0.00	30,000,000.00	186,766.02	186,960.66
State Pool Total					186,766.02	186,960.66	186,766.02	186,960.66	0.00	0.00	30,000,000.00	186,766.02	186,960.66
744 - Mobility Project Bonds 2016 Total					186,766.02	186,960.66	186,766.02	186,960.66	0.00	0.00	30,000,000.00	186,766.02	186,960.66
PROS - Prosperity Money Mkt. Accts.													
Money Market													
Prosperity-Money Market Accts.	AR-0009	Money Market	11/30/03	Open	363,847,542.13	308,330,554.13	363,847,542.13	308,330,554.13	0.00	0.00	12,505,577.66	363,847,542.13	308,330,554.13
Money Market Total					363,847,542.13	308,330,554.13	363,847,542.13	308,330,554.13	0.00	0.00	12,505,577.66	363,847,542.13	308,330,554.13
PROS - Prosperity Money Mkt. Accts. Total					363,847,542.13	308,330,554.13	363,847,542.13	308,330,554.13	0.00	0.00	12,505,577.66	363,847,542.13	308,330,554.13
802 - Sr Lien 2016													
State Pool													
MB17 - SR LIEN BOND 2016	AR-0046	State Pool	12/09/16	Open	150,225.60	150,382.16	150,225.60	150,382.16	0.00	0.00	35,000,000.00	150,225.60	150,382.16
State Pool Total					150,225.60	150,382.16	150,225.60	150,382.16	0.00	0.00	35,000,000.00	150,225.60	150,382.16
802 - Sr Lien 2016 Total					150,225.60	150,382.16	150,225.60	150,382.16	0.00	0.00	35,000,000.00	150,225.60	150,382.16
TT05 - TEXAS TERM DRAINAGE													
State Pool													
TT05-TX TERM Drainage	AR-0027	State Pool	11/01/08	Open	336.94	337.23	336.94	337.23	0.00	0.00	109,774.61	336.94	337.23
State Pool Total					336.94	337.23	336.94	337.23	0.00	0.00	109,774.61	336.94	337.23
TT05 - TEXAS TERM DRAINAGE Total					336.94	337.23	336.94	337.23	0.00	0.00	109,774.61	336.94	337.23
TT00 - TEXAS TERM GENERAL													
State Pool													
TT00-TX TERM General	AR-0022	State Pool	11/01/08	Open	1,018.65	1,019.51	1,018.65	1,019.51	0.00	0.00	10,006,437.87	1,018.65	1,019.51
State Pool Total					1,018.65	1,019.51	1,018.65	1,019.51	0.00	0.00	10,006,437.87	1,018.65	1,019.51
TT00 - TEXAS TERM GENERAL Total					1,018.65	1,019.51	1,018.65	1,019.51	0.00	0.00	10,006,437.87	1,018.65	1,019.51
TT04 - TEXAS TERM ROAD & BRIDGE													
State Pool													
TT04-TX TERM Road & Bridge	AR-0026	State Pool	11/01/08	Open	1,015.64	1,016.50	1,015.64	1,016.50	0.00	0.00	10,463.28	1,015.64	1,016.50
State Pool Total					1,015.64	1,016.50	1,015.64	1,016.50	0.00	0.00	10,463.28	1,015.64	1,016.50

Portfolio Position

Ft. Bend County

Effective Interest - Actual Life

Receipts in Period

08/01/17 - 08/31/17

CUSIP	Invest Number	Security Description	Purchase Date	Call Date	Par Value On 08/01/17	Par Value On 08/31/17	Market Val On 08/01/17	Market Val On 08/31/17	Purchase Cost	Sales Proceeds	Original Princ/Cost	Amor Value On 08/01/17	Amor Value On 08/31/17
TT04 - TEXAS TERM ROAD & BRIDGE Total					<u>1,015.64</u>	<u>1,016.50</u>	<u>1,015.64</u>	<u>1,016.50</u>	<u>0.00</u>	<u>0.00</u>	<u>10,463.28</u>	<u>1,015.64</u>	<u>1,016.50</u>
TT02 - TEXAS TERM TOLL OPERATIONS													
State Pool													
TT02-TX TERM Toll Rd. Operation	AR-0024	State Pool	11/01/08	Open	<u>1,017.49</u>	<u>1,018.35</u>	<u>1,017.49</u>	<u>1,018.35</u>	<u>0.00</u>	<u>0.00</u>	<u>0.00</u>	<u>1,017.49</u>	<u>1,018.35</u>
State Pool Total					<u>1,017.49</u>	<u>1,018.35</u>	<u>1,017.49</u>	<u>1,018.35</u>	<u>0.00</u>	<u>0.00</u>	<u>0.00</u>	<u>1,017.49</u>	<u>1,018.35</u>
TT02 - TEXAS TERM TOLL OPERATIONS Total					<u>1,017.49</u>	<u>1,018.35</u>	<u>1,017.49</u>	<u>1,018.35</u>	<u>0.00</u>	<u>0.00</u>	<u>0.00</u>	<u>1,017.49</u>	<u>1,018.35</u>
09 - Temporary Holding													
FFCB													
3133EGY4	16-0004	FFCB 1.08 07/05/19	07/05/16	Open	<u>8,500,000.00</u>	<u>8,500,000.00</u>	<u>8,432,425.00</u>	<u>8,446,280.00</u>	<u>0.00</u>	<u>0.00</u>	<u>8,500,000.00</u>	<u>8,500,000.00</u>	<u>8,500,000.00</u>
FFCB Total					<u>8,500,000.00</u>	<u>8,500,000.00</u>	<u>8,432,425.00</u>	<u>8,446,280.00</u>	<u>0.00</u>	<u>0.00</u>	<u>8,500,000.00</u>	<u>8,500,000.00</u>	<u>8,500,000.00</u>
FHLMC													
3134G9G76	16-0003	FHLMC 0.80 06/29/18	06/30/16	Open	<u>14,500,000.00</u>	<u>14,500,000.00</u>	<u>14,435,040.00</u>	<u>14,447,220.00</u>	<u>0.00</u>	<u>0.00</u>	<u>14,500,000.00</u>	<u>14,500,000.00</u>	<u>14,500,000.00</u>
3134G9H42	16-0002	FHLMC 0.70 12/29/17	06/30/16	Open	<u>10,000,000.00</u>	<u>10,000,000.00</u>	<u>9,979,400.00</u>	<u>9,986,200.00</u>	<u>0.00</u>	<u>0.00</u>	<u>10,000,000.00</u>	<u>10,000,000.00</u>	<u>10,000,000.00</u>
3137EABA3	16-0001	FHLMC 0.75 04/09/18	06/29/16	Open	<u>6,000,000.00</u>	<u>6,000,000.00</u>	<u>5,980,260.00</u>	<u>5,985,120.00</u>	<u>0.00</u>	<u>0.00</u>	<u>6,007,505.28</u>	<u>6,002,922.04</u>	<u>6,002,569.43</u>
FHLMC Total					<u>30,500,000.00</u>	<u>30,500,000.00</u>	<u>30,394,700.00</u>	<u>30,418,540.00</u>	<u>0.00</u>	<u>0.00</u>	<u>30,507,505.28</u>	<u>30,502,922.04</u>	<u>30,502,569.43</u>
Money Market													
Prosperity-Money Market Accts.	AR-0009	Money Market	11/30/03	Open	<u>0.00</u>	<u>0.00</u>	<u>0.00</u>	<u>0.00</u>	<u>0.00</u>	<u>0.00</u>	<u>0.00</u>	<u>0.00</u>	<u>0.00</u>
Money Market Total					<u>0.00</u>	<u>0.00</u>	<u>0.00</u>	<u>0.00</u>	<u>0.00</u>	<u>0.00</u>	<u>0.00</u>	<u>0.00</u>	<u>0.00</u>
09 - Temporary Holding Total					<u>39,000,000.00</u>	<u>39,000,000.00</u>	<u>38,827,125.00</u>	<u>38,864,820.00</u>	<u>0.00</u>	<u>0.00</u>	<u>39,007,505.28</u>	<u>39,002,922.04</u>	<u>39,002,569.43</u>
Combined Port													
FFCB													
3133EGY4	16-0004	FFCB 1.08 07/05/19	07/05/16	Open	<u>8,500,000.00</u>	<u>8,500,000.00</u>	<u>8,432,425.00</u>	<u>8,446,280.00</u>	<u>0.00</u>	<u>0.00</u>	<u>8,500,000.00</u>	<u>8,500,000.00</u>	<u>8,500,000.00</u>
FFCB Total					<u>8,500,000.00</u>	<u>8,500,000.00</u>	<u>8,432,425.00</u>	<u>8,446,280.00</u>	<u>0.00</u>	<u>0.00</u>	<u>8,500,000.00</u>	<u>8,500,000.00</u>	<u>8,500,000.00</u>
FHLMC													
3134G9G76	16-0003	FHLMC 0.80 06/29/18	06/30/16	Open	<u>14,500,000.00</u>	<u>14,500,000.00</u>	<u>14,435,040.00</u>	<u>14,447,220.00</u>	<u>0.00</u>	<u>0.00</u>	<u>14,500,000.00</u>	<u>14,500,000.00</u>	<u>14,500,000.00</u>
3134G9H42	16-0002	FHLMC 0.70 12/29/17	06/30/16	Open	<u>10,000,000.00</u>	<u>10,000,000.00</u>	<u>9,979,400.00</u>	<u>9,986,200.00</u>	<u>0.00</u>	<u>0.00</u>	<u>10,000,000.00</u>	<u>10,000,000.00</u>	<u>10,000,000.00</u>
3137EABA3	16-0001	FHLMC 0.75 04/09/18	06/29/16	Open	<u>6,000,000.00</u>	<u>6,000,000.00</u>	<u>5,980,260.00</u>	<u>5,985,120.00</u>	<u>0.00</u>	<u>0.00</u>	<u>6,007,505.28</u>	<u>6,002,922.04</u>	<u>6,002,569.43</u>
FHLMC Total					<u>30,500,000.00</u>	<u>30,500,000.00</u>	<u>30,394,700.00</u>	<u>30,418,540.00</u>	<u>0.00</u>	<u>0.00</u>	<u>30,507,505.28</u>	<u>30,502,922.04</u>	<u>30,502,569.43</u>
Money Market													
Prosperity-Money Market Accts.	AR-0009	Money Market	11/30/03	Open	<u>363,847,542.13</u>	<u>308,330,554.13</u>	<u>363,847,542.13</u>	<u>308,330,554.13</u>	<u>0.00</u>	<u>0.00</u>	<u>12,505,577.66</u>	<u>363,847,542.13</u>	<u>308,330,554.13</u>
Money Market Total					<u>363,847,542.13</u>	<u>308,330,554.13</u>	<u>363,847,542.13</u>	<u>308,330,554.13</u>	<u>0.00</u>	<u>0.00</u>	<u>12,505,577.66</u>	<u>363,847,542.13</u>	<u>308,330,554.13</u>
State Pool													
LOG1-Logic- General	AR-0028	State Pool	11/10/08	Open	<u>20,302,665.14</u>	<u>20,324,494.91</u>	<u>20,302,665.14</u>	<u>20,324,494.91</u>	<u>0.00</u>	<u>0.00</u>	<u>10,000,000.00</u>	<u>20,302,665.14</u>	<u>20,324,494.91</u>
LOG2-Logic-Toll Rd.Operations	AR-0029	State Pool	11/10/08	Open	<u>1,028.41</u>	<u>1,029.61</u>	<u>1,028.41</u>	<u>1,029.61</u>	<u>0.00</u>	<u>0.00</u>	<u>2,000,000.00</u>	<u>1,028.41</u>	<u>1,029.61</u>
LOG5-Logic-Drainage	AR-0032	State Pool	11/10/08	Open	<u>1,021.96</u>	<u>1,023.16</u>	<u>1,021.96</u>	<u>1,023.16</u>	<u>0.00</u>	<u>0.00</u>	<u>500,000.00</u>	<u>1,021.96</u>	<u>1,023.16</u>
LOG8-Logic-Road & Bridge	AR-0035	State Pool	11/10/08	Open	<u>1,022.38</u>	<u>1,023.58</u>	<u>1,022.38</u>	<u>1,023.58</u>	<u>0.00</u>	<u>0.00</u>	<u>1,000,000.00</u>	<u>1,022.38</u>	<u>1,023.58</u>
MB02-MBIA General	AR-0015	State Pool	11/01/08	Open	<u>7,519,425.91</u>	<u>7,527,262.31</u>	<u>7,519,425.91</u>	<u>7,527,262.31</u>	<u>0.00</u>	<u>0.00</u>	<u>17,374,917.83</u>	<u>7,519,425.91</u>	<u>7,527,262.31</u>
MB03-MBIA Road & Bridge	AR-0016	State Pool	11/01/08	Open	<u>50,879.04</u>	<u>50,932.05</u>	<u>50,879.04</u>	<u>50,932.05</u>	<u>0.00</u>	<u>0.00</u>	<u>2,856,438.24</u>	<u>50,879.04</u>	<u>50,932.05</u>
MB04-MBIA Drainage	AR-0017	State Pool	11/01/08	Open	<u>729,904.26</u>	<u>730,664.94</u>	<u>729,904.26</u>	<u>730,664.94</u>	<u>0.00</u>	<u>0.00</u>	<u>1,267,218.21</u>	<u>729,904.26</u>	<u>730,664.94</u>
MB06-MBIA Toll Rd. Operations	AR-0019	State Pool	11/01/08	Open	<u>8,366,485.38</u>	<u>8,375,204.57</u>	<u>8,366,485.38</u>	<u>8,375,204.57</u>	<u>0.00</u>	<u>0.00</u>	<u>3,143,377.27</u>	<u>8,366,485.38</u>	<u>8,375,204.57</u>
MB12-MBIA ESD 100 AGREEMENT	AR-0041	State Pool	08/31/16	Open	<u>931,412.43</u>	<u>932,383.10</u>	<u>931,412.43</u>	<u>932,383.10</u>	<u>0.00</u>	<u>0.00</u>	<u>3,900,000.00</u>	<u>931,412.43</u>	<u>932,383.10</u>
MB13-MBIA ASSISTANCE DIST #1	AR-0042	State Pool	08/31/16	Open	<u>86,077.76</u>	<u>86,167.49</u>	<u>86,077.76</u>	<u>86,167.49</u>	<u>0.00</u>	<u>0.00</u>	<u>10,000,000.00</u>	<u>86,077.76</u>	<u>86,167.49</u>
MB14-MBIA GR PARKWAY OPERATIONS	AR-0043	State Pool	08/31/16	Open	<u>4,564,653.59</u>	<u>4,569,410.68</u>	<u>4,564,653.59</u>	<u>4,569,410.68</u>	<u>0.00</u>	<u>0.00</u>	<u>8,500,000.00</u>	<u>4,564,653.59</u>	<u>4,569,410.68</u>
MB15-FACILITIES BONDS 2016	AR-0044	State Pool	08/31/16	Open	<u>224,094.58</u>	<u>224,328.10</u>	<u>224,094.58</u>	<u>224,328.10</u>	<u>0.00</u>	<u>0.00</u>	<u>30,000,000.00</u>	<u>224,094.58</u>	<u>224,328.10</u>
MB16-MOBILITY BONDS 2016	AR-0045	State Pool	08/31/16	Open	<u>186,766.02</u>	<u>186,960.66</u>	<u>186,766.02</u>	<u>186,960.66</u>	<u>0.00</u>	<u>0.00</u>	<u>30,000,000.00</u>	<u>186,766.02</u>	<u>186,960.66</u>
MB17 - SR LIEN BOND 2016	AR-0046	State Pool	12/09/16	Open	<u>150,225.60</u>	<u>150,382.16</u>	<u>150,225.60</u>	<u>150,382.16</u>	<u>0.00</u>	<u>0.00</u>	<u>35,000,000.00</u>	<u>150,225.60</u>	<u>150,382.16</u>
TT00-TX TERM General	AR-0022	State Pool	11/01/08	Open	<u>1,018.65</u>	<u>1,019.51</u>	<u>1,018.65</u>	<u>1,019.51</u>	<u>0.00</u>	<u>0.00</u>	<u>10,006,437.87</u>	<u>1,018.65</u>	<u>1,019.51</u>

Portfolio Position
Ft. Bend County
 Effective Interest - Actual Life
 Receipts in Period
 08/01/17 - 08/31/17

7

CUSIP	Invest Number	Security Description	Purchase Date	Call Date	Par Value On 08/01/17	Par Value On 08/31/17	Market Val On 08/01/17	Market Val On 08/31/17	Purchase Cost	Sales Proceeds	Original Princ/Cost	Amor Value On 08/01/17	Amor Value On 08/31/17
TT02-TX TERM Toll Rd. Operation	AR-0024	State Pool	11/01/08	Open	1,017.49	1,018.35	1,017.49	1,018.35	0.00	0.00	0.00	1,017.49	1,018.35
TT04-TX TERM Road & Bridge	AR-0026	State Pool	11/01/08	Open	1,015.64	1,016.50	1,015.64	1,016.50	0.00	0.00	10,463.28	1,015.64	1,016.50
TT05-TX TERM Drainage	AR-0027	State Pool	11/01/08	Open	<u>336.94</u>	<u>337.23</u>	<u>336.94</u>	<u>337.23</u>	0.00	0.00	<u>109,774.61</u>	<u>336.94</u>	<u>337.23</u>
State Pool Total					<u>43,119,051.18</u>	<u>43,164,658.91</u>	<u>43,119,051.18</u>	<u>43,164,658.91</u>	<u>0.00</u>	<u>0.00</u>	<u>165,668,627.31</u>	<u>43,119,051.18</u>	<u>43,164,658.91</u>
Combined Port Total					<u>445,966,593.31</u>	<u>390,495,213.04</u>	<u>445,793,718.31</u>	<u>390,360,033.04</u>	<u>0.00</u>	<u>0.00</u>	<u>217,181,710.25</u>	<u>445,969,515.35</u>	<u>390,497,782.47</u>

Earnings and Yields Summary

8

Ft. Bend County Effective Interest - Actual Life Receipts in Period 08/01/17 - 08/31/17

Security Description	08/01/17 08/07/17	08/08/17 08/14/17	08/15/17 08/21/17	08/22/17 08/28/17	08/29/17 08/31/17	08/01/17 08/31/17
Combined Port						
FFCB	1,785.00	1,785.00	1,785.00	1,785.00	765.00	7,905.00
FHLMC	4,409.40	4,409.39	4,409.39	4,409.39	1,259.83	18,897.40
Money Market	100,090.80	83,162.71	76,391.48	76,391.48	35,633.56	371,670.03
State Pool	<u>10,287.49</u>	<u>10,287.50</u>	<u>10,287.50</u>	<u>10,287.50</u>	<u>4,457.74</u>	<u>45,607.73</u>
Port Total	<u>116,572.69</u>	<u>99,644.60</u>	<u>92,873.37</u>	<u>92,873.37</u>	<u>42,116.13</u>	<u>444,080.16</u>
Combined Port						
FFCB	1.0800	1.0800	1.0800	1.0800	1.0800	1.0800
FHLMC	0.7434	0.7434	0.7434	0.7434	0.7434	0.7434
Money Market	1.4344	1.4344	1.4344	1.4344	1.5065	1.4410
State Pool	<u>1.2440</u>	<u>1.2440</u>	<u>1.2440</u>	<u>1.2440</u>	<u>1.2574</u>	<u>1.2453</u>
Port Total	<u>1.3613</u>	<u>1.3496</u>	<u>1.3438</u>	<u>1.3438</u>	<u>1.4228</u>	<u>1.3569</u>

Maturity Aging
Ft. Bend County
 Effective Interest - Actual Life
 Receipts in Period
 08/31/17

CUSIP	Invest Number	Security Description	Purchase Date	Days to Maturity	Yield Matur
0 - 30 Days					
LOG1-Logic- General	AR-0028	State Pool	11/10/08	1	1.2660
LOG2-Logic-Toll Rd.Operations	AR-0029	State Pool	11/10/08	1	1.2660
LOG5-Logic-Drainage	AR-0032	State Pool	11/10/08	1	1.2660
LOG8-Logic-Road & Bridge	AR-0035	State Pool	11/10/08	1	1.2660
MB02-MBIA General	AR-0015	State Pool	11/01/08	1	1.2300
MB03-MBIA Road & Bridge	AR-0016	State Pool	11/01/08	1	1.2300
MB04-MBIA Drainage	AR-0017	State Pool	11/01/08	1	1.2300
MB06-MBIA Toll Rd. Operations	AR-0019	State Pool	11/01/08	1	1.2300
MB12-MBIA ESD 100 AGREEMENT	AR-0041	State Pool	08/31/16	1	1.2300
MB13-MBIA ASSISTANCE DIST #1	AR-0042	State Pool	08/31/16	1	1.2300
MB14-MBIA GR PARKWAY OPERATIONS	AR-0043	State Pool	08/31/16	1	1.2300
MB15-FACILITIES BONDS 2016	AR-0044	State Pool	08/31/16	1	1.2300
MB16-MOBILITY BONDS 2016	AR-0045	State Pool	08/31/16	1	1.2300
MB17 - SR LIEN BOND 2016	AR-0046	State Pool	12/09/16	1	1.2300
Prosperity-Money Market Accts.	AR-0009	Money Market	11/30/03	1	1.4900
TT00-TX TERM General	AR-0022	State Pool	11/01/08	1	1.0000
TT02-TX TERM Toll Rd. Operation	AR-0024	State Pool	11/01/08	1	1.0000
TT04-TX TERM Road & Bridge	AR-0026	State Pool	11/01/08	1	1.0000
TT05-TX TERM Drainage	AR-0027	State Pool	11/01/08	1	1.0000
0 - 30 Days Total				<u>1</u>	<u>1.4601</u>
91 - 180 Days					
3134G9H42	16-0002	FHLMC 0.70 12/29/17	06/30/16	<u>119</u>	<u>0.7000</u>
91 - 180 Days Total				<u>119</u>	<u>0.7000</u>
181 - 364 Days					
3134G9G76	16-0003	FHLMC 0.80 06/29/18	06/30/16	299	0.8000
3137EAEA3	16-0001	FHLMC 0.75 04/09/18	06/29/16	<u>219</u>	<u>0.6790</u>
181 - 364 Days Total				<u>276</u>	<u>0.7646</u>
1 - 4 Years					
3133EGJX4	16-0004	FFCB 1.08 07/05/19	07/05/16	<u>673</u>	<u>1.0800</u>
1 - 4 Years Total				<u>673</u>	<u>1.0800</u>
Investment Total				<u>33</u>	<u>1.3950</u>

Activity Statement
Ft. Bend County
Effective Interest - Actual Life
Receipts in Period
08/01/17 - 08/31/17

10

Purchase Date	Sale Date	CUSIP	Invest Number	Security Description	Amor Value On 08/01/17	Changes In Principal	Purchase Cost	Sales Proceeds	Purchased Interest	Int/Div Rec In the Perd	Amor Value On 08/31/17
FFCB											
07/05/16	Open	3133EGJX4	16-0004	FFCB 1.08 07/05/19	8,500,000.00	0.00	0.00	0.00	0.00	0.00	8,500,000.00
FFCB Total					<u>8,500,000.00</u>	<u>0.00</u>	<u>0.00</u>	<u>0.00</u>	<u>0.00</u>	<u>0.00</u>	<u>8,500,000.00</u>
FHLMC											
06/29/16	Open	3137EAEA3	16-0001	FHLMC 0.75 04/09/18	6,002,922.04	0.00	0.00	0.00	0.00	0.00	6,002,569.43
06/30/16	Open	3134G9H42	16-0002	FHLMC 0.70 12/29/17	10,000,000.00	0.00	0.00	0.00	0.00	0.00	10,000,000.00
06/30/16	Open	3134G9G76	16-0003	FHLMC 0.80 06/29/18	14,500,000.00	0.00	0.00	0.00	0.00	0.00	14,500,000.00
FHLMC Total					<u>30,502,922.04</u>	<u>0.00</u>	<u>0.00</u>	<u>0.00</u>	<u>0.00</u>	<u>0.00</u>	<u>30,502,569.43</u>
Money Market											
11/30/03	Open	Prosperity-Money Market Accts.	AR-0009	Money Market	363,847,542.13	-55,516,988.00	0.00	0.00	0.00	371,670.03	308,330,554.13
Money Market Total					<u>363,847,542.13</u>	<u>-55,516,988.00</u>	<u>0.00</u>	<u>0.00</u>	<u>0.00</u>	<u>371,670.03</u>	<u>308,330,554.13</u>
State Pool											
11/01/08	Open	MB02-MBIA General	AR-0015	State Pool	7,519,425.91	7,836.40	0.00	0.00	0.00	7,836.40	7,527,262.31
11/01/08	Open	MB03-MBIA Road & Bridge	AR-0016	State Pool	50,879.04	53.01	0.00	0.00	0.00	53.01	50,932.05
11/01/08	Open	MB04-MBIA Drainage	AR-0017	State Pool	729,904.26	760.68	0.00	0.00	0.00	760.68	730,664.94
11/01/08	Open	MB06-MBIA Toll Rd. Operations	AR-0019	State Pool	8,366,485.38	8,719.19	0.00	0.00	0.00	8,719.19	8,375,204.57
11/01/08	Open	TT00-TX TERM General	AR-0022	State Pool	1,018.65	0.86	0.00	0.00	0.00	0.86	1,019.51
11/01/08	Open	TT02-TX TERM Toll Rd. Operation	AR-0024	State Pool	1,017.49	0.86	0.00	0.00	0.00	0.86	1,018.35
11/01/08	Open	TT04-TX TERM Road & Bridge	AR-0026	State Pool	1,015.64	0.86	0.00	0.00	0.00	0.86	1,016.50
11/01/08	Open	TT05-TX TERM Drainage	AR-0027	State Pool	336.94	0.29	0.00	0.00	0.00	0.29	337.23
11/10/08	Open	LOG1-Logic- General	AR-0028	State Pool	20,302,665.14	21,829.77	0.00	0.00	0.00	21,829.77	20,324,494.91
11/10/08	Open	LOG2-Logic-Toll Rd.Operations	AR-0029	State Pool	1,028.41	1.20	0.00	0.00	0.00	1.20	1,029.61
11/10/08	Open	LOG5-Logic-Drainage	AR-0032	State Pool	1,021.96	1.20	0.00	0.00	0.00	1.20	1,023.16
11/10/08	Open	LOG8-Logic-Road & Bridge	AR-0035	State Pool	1,022.38	1.20	0.00	0.00	0.00	1.20	1,023.58
08/31/16	Open	MB12-MBIA ESD 100 AGREEMENT	AR-0041	State Pool	931,412.43	970.67	0.00	0.00	0.00	970.67	932,383.10
08/31/16	Open	MB13-MBIA ASSISTANCE DIST #1	AR-0042	State Pool	86,077.76	89.73	0.00	0.00	0.00	89.73	86,167.49
08/31/16	Open	MB14-MBIA GR PARKWAY OPERATIONS	AR-0043	State Pool	4,564,653.59	4,757.09	0.00	0.00	0.00	4,757.09	4,569,410.68
08/31/16	Open	MB15-FACILITIES BONDS 2016	AR-0044	State Pool	224,094.58	233.52	0.00	0.00	0.00	233.52	224,328.10
08/31/16	Open	MB16-MOBILITY BONDS 2016	AR-0045	State Pool	186,766.02	194.64	0.00	0.00	0.00	194.64	186,960.66
12/09/16	Open	MB17 - SR LIEN BOND 2016	AR-0046	State Pool	150,225.60	156.56	0.00	0.00	0.00	156.56	150,382.16
State Pool Total					<u>43,119,051.18</u>	<u>45,607.73</u>	<u>0.00</u>	<u>0.00</u>	<u>0.00</u>	<u>45,607.73</u>	<u>43,164,658.91</u>
Investment Total					<u>445,969,515.35</u>	<u>-55,471,380.27</u>	<u>0.00</u>	<u>0.00</u>	<u>0.00</u>	<u>417,277.76</u>	<u>390,497,782.47</u>

Interest Accrual
Ft. Bend County
Effective Interest - Actual Life
Receipts in Period
08/01/17 - 08/31/17

CUSIP	Invest Number	Security Description	Purchase Date	Sale Date	Yield Earned	Ending Par Val/Shares	Ending Amor Val/Cost	Purchased Interest	Int/Div Rec In the Perd	Int/Div Accrued In the Perd	PTD Purch Received	Int/Div Rec Purch/Date	Int/Div Accrued Purch/Date	
FFCB														
3133EGJX4	16-0004	FFCB 1.08 07/05/19	07/05/16	Open	1.0800	8,500,000.00	8,500,000.00	0.00	0.00	7,905.00	0.00	0.00	107,865.00	
FFCB Total						<u>1.0800</u>	<u>8,500,000.00</u>	<u>8,500,000.00</u>	<u>0.00</u>	<u>0.00</u>	<u>7,905.00</u>	<u>0.00</u>	<u>107,865.00</u>	
FHLMC														
3134G9H42	16-0002	FHLMC 0.70 12/29/17	06/30/16	Open	0.7000	10,000,000.00	10,000,000.00	0.00	0.00	5,833.33	0.00	0.00	81,861.11	
3137EAEA3	16-0001	FHLMC 0.75 04/09/18	06/29/16	Open	0.6790	6,000,000.00	6,002,569.43	0.00	0.00	3,750.00	0.00	0.00	52,750.00	
3134G9G76	16-0003	FHLMC 0.80 06/29/18	06/30/16	Open	0.8000	14,500,000.00	14,500,000.00	0.00	0.00	9,666.67	0.00	0.00	135,655.56	
FHLMC Total						<u>0.7434</u>	<u>30,500,000.00</u>	<u>30,502,569.43</u>	<u>0.00</u>	<u>0.00</u>	<u>19,250.00</u>	<u>0.00</u>	<u>270,266.67</u>	
Money Market														
Prosperity-Money Market Accts.			AR-0009	Money Market	11/30/03	Open	1.4410	308,330,554.13	308,330,554.13	0.00	371,670.03	0.00	0.00	26,579,912.45
Money Market Total							<u>1.4410</u>	<u>308,330,554.13</u>	<u>308,330,554.13</u>	<u>0.00</u>	<u>371,670.03</u>	<u>0.00</u>	<u>26,579,912.45</u>	<u>0.00</u>
State Pool														
MB02-MBIA General	AR-0015	State Pool	11/01/08	Open	1.2270	7,527,262.31	7,527,262.31	0.00	7,836.40	0.00	0.00	256,612.68	0.00	
MB03-MBIA Road & Bridge	AR-0016	State Pool	11/01/08	Open	1.2267	50,932.05	50,932.05	0.00	53.01	0.00	0.00	91,671.20	0.00	
MB04-MBIA Drainage	AR-0017	State Pool	11/01/08	Open	1.2270	730,664.94	730,664.94	0.00	760.68	0.00	0.00	87,992.85	0.00	
MB06-MBIA Toll Rd. Operations	AR-0019	State Pool	11/01/08	Open	1.2270	8,375,204.57	8,375,204.57	0.00	8,719.19	0.00	0.00	91,141.37	0.00	
TT00-TX TERM General	AR-0022	State Pool	11/01/08	Open	0.9940	1,019.51	1,019.51	0.00	0.86	0.00	0.00	21,404.28	0.00	
TT02-TX TERM Toll Rd. Operation	AR-0024	State Pool	11/01/08	Open	0.9951	1,018.35	1,018.35	0.00	0.86	0.00	0.00	17,948.25	0.00	
TT04-TX TERM Road & Bridge	AR-0026	State Pool	11/01/08	Open	0.9970	1,016.50	1,016.50	0.00	0.86	0.00	0.00	8,223.78	0.00	
TT05-TX TERM Drainage	AR-0027	State Pool	11/01/08	Open	1.0134	337.23	337.23	0.00	0.29	0.00	0.00	5,016.50	0.00	
LOG1-Logic- General	AR-0028	State Pool	11/10/08	Open	1.2659	20,324,494.91	20,324,494.91	0.00	21,829.77	0.00	0.00	373,500.49	0.00	
LOG2-Logic-Toll Rd.Operations	AR-0029	State Pool	11/10/08	Open	1.3738	1,029.61	1,029.61	0.00	1.20	0.00	0.00	62,360.69	0.00	
LOG5-Logic-Drainage	AR-0032	State Pool	11/10/08	Open	1.3825	1,023.16	1,023.16	0.00	1.20	0.00	0.00	3,266.93	0.00	
LOG8-Logic-Road & Bridge	AR-0035	State Pool	11/10/08	Open	1.3819	1,023.58	1,023.58	0.00	1.20	0.00	0.00	6,511.10	0.00	
MB12-MBIA ESD 100 AGREEMENT	AR-0041	State Pool	08/31/16	Open	1.2270	932,383.10	932,383.10	0.00	970.67	0.00	0.00	32,383.10	0.00	
MB13-MBIA ASSISTANCE DIST #1	AR-0042	State Pool	08/31/16	Open	1.2273	86,167.49	86,167.49	0.00	89.73	0.00	0.00	86,167.49	0.00	
MB14-MBIA GR PARKWAY OPERATIONS	AR-0043	State Pool	08/31/16	Open	1.2270	4,569,410.68	4,569,410.68	0.00	4,757.09	0.00	0.00	69,405.20	0.00	
MB15-FACILITIES BONDS 2016	AR-0044	State Pool	08/31/16	Open	1.2269	224,328.10	224,328.10	0.00	233.52	0.00	0.00	224,308.77	0.00	
MB16-MOBILITY BONDS 2016	AR-0045	State Pool	08/31/16	Open	1.2270	186,960.66	186,960.66	0.00	194.64	0.00	0.00	186,960.66	0.00	
MB17 - SR LIEN BOND 2016	AR-0046	State Pool	12/09/16	Open	1.2270	150,382.16	150,382.16	0.00	156.56	0.00	0.00	150,382.16	0.00	
State Pool Total							<u>1.2453</u>	<u>43,164,658.91</u>	<u>43,164,658.91</u>	<u>0.00</u>	<u>45,607.73</u>	<u>0.00</u>	<u>1,775,257.50</u>	<u>0.00</u>
Investment Total							<u>1.3569</u>	<u>390,495,213.04</u>	<u>390,497,782.47</u>	<u>0.00</u>	<u>417,277.76</u>	<u>27,155.00</u>	<u>28,355,169.95</u>	<u>378,131.67</u>

Premium/Discount Amortization
Ft. Bend County
Effective Interest - Actual Life
Receipts in Period
08/01/17 - 08/31/17

12

CUSIP	Invest Number	Security Description	Purchase Date	Amortiz Date	Yield Earned	Beginning Par Val/Shares	Beginning Unamor Val/Cost	Premium Discount	Ending Par Val/Shares	Ending Amor Val/Cost	Unamor Prem/Dscnt	Amortization In the Perd	Amortization Purch/Date
FFCB													
3133EGJX4	16-0004	FFCB 1.08 07/05/19	07/05/16	07/05/19	1.0800	8,500,000.00	8,500,000.00	0.00	8,500,000.00	8,500,000.00	0.00	0.00	0.00
FFCB Total						<u>1.0800</u>	<u>8,500,000.00</u>	<u>8,500,000.00</u>	<u>0.00</u>	<u>8,500,000.00</u>	<u>8,500,000.00</u>	<u>0.00</u>	<u>0.00</u>
FHLMC													
3134G9H42	16-0002	FHLMC 0.70 12/29/17	06/30/16	12/29/17	0.7000	10,000,000.00	10,000,000.00	0.00	10,000,000.00	10,000,000.00	0.00	0.00	0.00
3137EAEA3	16-0001	FHLMC 0.75 04/09/18	06/29/16	04/09/18	0.6790	6,000,000.00	6,007,505.28	-7,505.28	6,000,000.00	6,002,569.43	-2,569.43	-352.60	-4,935.85
3134G9G76	16-0003	FHLMC 0.80 06/29/18	06/30/16	06/29/18	0.8000	14,500,000.00	14,500,000.00	0.00	14,500,000.00	14,500,000.00	0.00	0.00	0.00
FHLMC Total						<u>0.7434</u>	<u>30,500,000.00</u>	<u>30,507,505.28</u>	<u>-7,505.28</u>	<u>30,500,000.00</u>	<u>30,502,569.43</u>	<u>-2,569.43</u>	<u>-352.60</u>
Money Market													
Prosperity-Money Market Accts.		AR-0009	Money Market	11/30/03	Open	1.4410	363,847,542.13	363,847,542.13	0.00	308,330,554.13	308,330,554.13	0.00	0.00
Money Market Total						<u>1.4410</u>	<u>363,847,542.13</u>	<u>363,847,542.13</u>	<u>0.00</u>	<u>308,330,554.13</u>	<u>308,330,554.13</u>	<u>0.00</u>	<u>0.00</u>
State Pool													
MB02-MBIA General	AR-0015	State Pool	11/01/08	Open	1.2270	7,519,425.91	7,519,425.91	0.00	7,527,262.31	7,527,262.31	0.00	0.00	0.00
MB03-MBIA Road & Bridge	AR-0016	State Pool	11/01/08	Open	1.2267	50,879.04	50,879.04	0.00	50,932.05	50,932.05	0.00	0.00	0.00
MB04-MBIA Drainage	AR-0017	State Pool	11/01/08	Open	1.2270	729,904.26	729,904.26	0.00	730,664.94	730,664.94	0.00	0.00	0.00
MB06-MBIA Toll Rd. Operations	AR-0019	State Pool	11/01/08	Open	1.2270	8,366,485.38	8,366,485.38	0.00	8,375,204.57	8,375,204.57	0.00	0.00	0.00
TT00-TX TERM General	AR-0022	State Pool	11/01/08	Open	0.9940	1,018.65	1,018.65	0.00	1,019.51	1,019.51	0.00	0.00	0.00
TT02-TX TERM Toll Rd. Operation	AR-0024	State Pool	11/01/08	Open	0.9951	1,017.49	1,017.49	0.00	1,018.35	1,018.35	0.00	0.00	0.00
TT04-TX TERM Road & Bridge	AR-0026	State Pool	11/01/08	Open	0.9970	1,015.64	1,015.64	0.00	1,016.50	1,016.50	0.00	0.00	0.00
TT05-TX TERM Drainage	AR-0027	State Pool	11/01/08	Open	1.0134	336.94	336.94	0.00	337.23	337.23	0.00	0.00	0.00
LOG1-Logic- General	AR-0028	State Pool	11/10/08	Open	1.2659	20,302,665.14	20,302,665.14	0.00	20,324,494.91	20,324,494.91	0.00	0.00	0.00
LOG2-Logic-Toll Rd.Operations	AR-0029	State Pool	11/10/08	Open	1.3738	1,028.41	1,028.41	0.00	1,029.61	1,029.61	0.00	0.00	0.00
LOG5-Logic-Drainage	AR-0032	State Pool	11/10/08	Open	1.3825	1,021.96	1,021.96	0.00	1,023.16	1,023.16	0.00	0.00	0.00
LOG8-Logic-Road & Bridge	AR-0035	State Pool	11/10/08	Open	1.3819	1,022.38	1,022.38	0.00	1,023.58	1,023.58	0.00	0.00	0.00
MB12-MBIA ESD 100 AGREEMENT	AR-0041	State Pool	08/31/16	Open	1.2270	931,412.43	931,412.43	0.00	932,383.10	932,383.10	0.00	0.00	0.00
MB13-MBIA ASSISTANCE DIST #1	AR-0042	State Pool	08/31/16	Open	1.2273	86,077.76	86,077.76	0.00	86,167.49	86,167.49	0.00	0.00	0.00
MB14-MBIA GR PARKWAY OPERATIONS	AR-0043	State Pool	08/31/16	Open	1.2270	4,564,653.59	4,564,653.59	0.00	4,569,410.68	4,569,410.68	0.00	0.00	0.00
MB15-FACILITIES BONDS 2016	AR-0044	State Pool	08/31/16	Open	1.2269	224,094.58	224,094.58	0.00	224,328.10	224,328.10	0.00	0.00	0.00
MB16-MOBILITY BONDS 2016	AR-0045	State Pool	08/31/16	Open	1.2270	186,766.02	186,766.02	0.00	186,960.66	186,960.66	0.00	0.00	0.00
MB17 - SR LIEN BOND 2016	AR-0046	State Pool	12/09/16	Open	1.2270	150,225.60	150,225.60	0.00	150,382.16	150,382.16	0.00	0.00	0.00
State Pool Total						<u>1.2453</u>	<u>43,119,051.18</u>	<u>43,119,051.18</u>	<u>0.00</u>	<u>43,164,658.91</u>	<u>43,164,658.91</u>	<u>0.00</u>	<u>0.00</u>
Investment Total						<u>1.3569</u>	<u>445,966,593.31</u>	<u>445,974,098.59</u>	<u>-7,505.28</u>	<u>390,495,213.04</u>	<u>390,497,782.47</u>	<u>-2,569.43</u>	<u>-352.60</u>

Open Investments
Ft. Bend County
Effective Interest - Actual Life
Receipts in Period
08/31/17

13

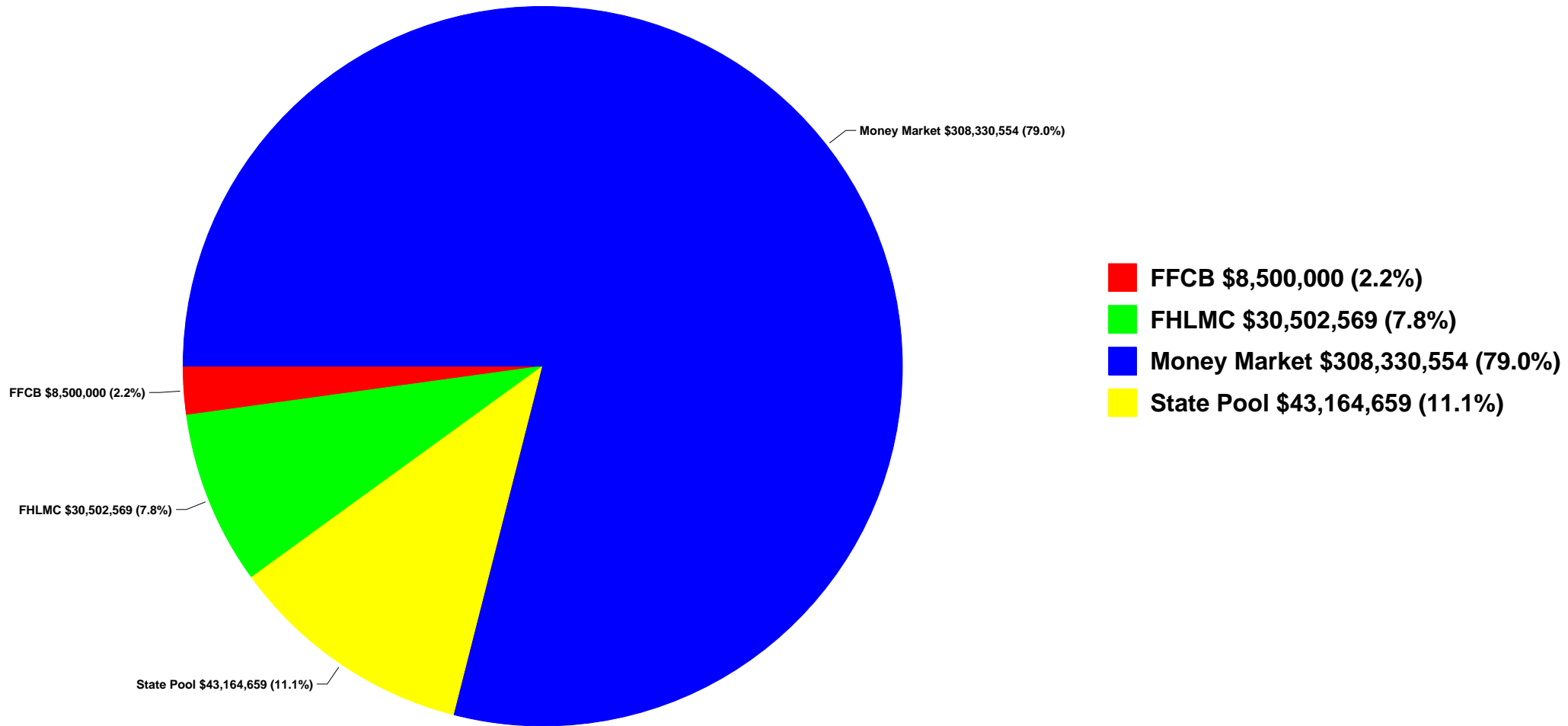
CUSIP	Invest Number	Security Description	Invest Class	Purchase Date	Call Date	Purchase Institut	SafeKeep Institut	Issuing Institut	Yield Matur	Yield Call	Original Unit Cost	Original Par Val/Shares	Original Princ/Cost	Orig Prem Discount	Ending Unit Price	Ending Par Val/Shares	Ending Amor Val/Cost	Unamor Prem/Dscnt
FFCB																		
3133BGTJ4	16-0004	FFCB 1.08 07/05/19		07/05/16	Open	700	100	None	1.0800	1.0800	1.000000	8,500,000.00	8,500,000.00	0.00	1.000000	8,500,000.00	8,500,000.00	0.00
FFCB Total									<u>1.0800</u>	<u>1.0800</u>	<u>1.000000</u>	<u>8,500,000.00</u>	<u>8,500,000.00</u>	<u>0.00</u>	<u>1.000000</u>	<u>8,500,000.00</u>	<u>8,500,000.00</u>	<u>0.00</u>
FHLMC																		
3134G9H42	16-0002	FHLMC 0.70 12/29/17		06/30/16	Open	700	100	None	0.7000	0.7000	1.000000	10,000,000.00	10,000,000.00	0.00	1.000000	10,000,000.00	10,000,000.00	0.00
3137EAEA3	16-0001	FHLMC 0.75 04/09/18		06/29/16	Open	700	100	None	0.6790	0.6790	1.001251	6,000,000.00	6,007,505.28	-7,505.28	1.000428	6,000,000.00	6,002,569.43	-2,569.43
3134G9G76	16-0003	FHLMC 0.80 06/29/18		06/30/16	Open	1200	100	None	0.8000	0.8000	1.000000	14,500,000.00	14,500,000.00	0.00	1.000000	14,500,000.00	14,500,000.00	0.00
FHLMC Total									<u>0.7434</u>	<u>0.7434</u>	<u>1.000246</u>	<u>30,500,000.00</u>	<u>30,507,505.28</u>	<u>-7,505.28</u>	<u>1.000084</u>	<u>30,500,000.00</u>	<u>30,502,569.43</u>	<u>-2,569.43</u>
Money Market																		
Prosperity-Money Market Accts.	AR-0009	Money Market		11/30/03	Open	100	100	100	1.4900	1.4900	1.000000	12,505,577.66	12,505,577.66	0.00	1.000000	308,330,554.13	308,330,554.13	0.00
Money Market Total									<u>1.4900</u>	<u>1.4900</u>	<u>1.000000</u>	<u>12,505,577.66</u>	<u>12,505,577.66</u>	<u>0.00</u>	<u>1.000000</u>	<u>308,330,554.13</u>	<u>308,330,554.13</u>	<u>0.00</u>
State Pool																		
MB02-MBIA General	AR-0015	State Pool		11/01/08	Open	2000	2000	2000	1.2300	1.2300	1.000000	17,374,917.83	17,374,917.83	0.00	1.000000	7,527,262.31	7,527,262.31	0.00
MB03-MBIA Road & Bridge	AR-0016	State Pool		11/01/08	Open	2000	2000	2000	1.2300	1.2300	1.000000	2,856,438.24	2,856,438.24	0.00	1.000000	50,932.05	50,932.05	0.00
MB04-MBIA Drainage	AR-0017	State Pool		11/01/08	Open	2000	2000	2000	1.2300	1.2300	1.000000	1,267,218.21	1,267,218.21	0.00	1.000000	730,664.94	730,664.94	0.00
MB06-MBIA Toll Rd. Operations	AR-0019	State Pool		11/01/08	Open	2000	2000	2000	1.2300	1.2300	1.000000	3,143,377.27	3,143,377.27	0.00	1.000000	8,375,204.57	8,375,204.57	0.00
TT00-TX TERM General	AR-0022	State Pool		11/01/08	Open	2005	2005	2005	1.0000	1.0000	1.000000	10,006,437.87	10,006,437.87	0.00	1.000000	1,019.51	1,019.51	0.00
TT02-TX TERM Toll Rd. Operation	AR-0024	State Pool		11/01/08	Open	2005	2005	2005	1.0000	1.0000	0.000000	0.00	0.00	0.00	1.000000	1,018.35	1,018.35	0.00
TT04-TX TERM Road & Bridge	AR-0026	State Pool		11/01/08	Open	2005	2005	2005	1.0000	1.0000	1.000000	10,463.28	10,463.28	0.00	1.000000	1,016.50	1,016.50	0.00
TT05-TX TERM Drainage	AR-0027	State Pool		11/01/08	Open	2005	2005	2005	1.0000	1.0000	1.000000	109,774.61	109,774.61	0.00	1.000000	337.23	337.23	0.00
LOG1-Logic- General	AR-0028	State Pool		11/10/08	Open	200	200	200	1.2660	1.2660	1.000000	10,000,000.00	10,000,000.00	0.00	1.000000	20,324,494.91	20,324,494.91	0.00
LOG2-Logic-Toll Rd.Operations	AR-0029	State Pool		11/10/08	Open	200	200	200	1.2660	1.2660	1.000000	2,000,000.00	2,000,000.00	0.00	1.000000	1,029.61	1,029.61	0.00
LOG5-Logic-Drainage	AR-0032	State Pool		11/10/08	Open	200	200	200	1.2660	1.2660	1.000000	500,000.00	500,000.00	0.00	1.000000	1,023.16	1,023.16	0.00
LOG8-Logic-Road & Bridge	AR-0035	State Pool		11/10/08	Open	200	200	200	1.2660	1.2660	1.000000	1,000,000.00	1,000,000.00	0.00	1.000000	1,023.58	1,023.58	0.00
MB12-MBIA ESD 100 AGREEMENT	AR-0041	State Pool		08/31/16	Open	2000	2000	2000	1.2300	1.2300	1.000000	3,900,000.00	3,900,000.00	0.00	1.000000	932,383.10	932,383.10	0.00
MB13-MBIA ASSISTANCE DIST #1	AR-0042	State Pool		08/31/16	Open	2000	2000	2000	1.2300	1.2300	1.000000	10,000,000.00	10,000,000.00	0.00	1.000000	86,167.49	86,167.49	0.00
MB14-MBIA GR PARKWAY OPERATIONS	AR-0043	State Pool		08/31/16	Open	2000	2000	2000	1.2300	1.2300	1.000000	8,500,000.00	8,500,000.00	0.00	1.000000	4,569,410.68	4,569,410.68	0.00
MB15-FACILITIES BONDS 2016	AR-0044	State Pool		08/31/16	Open	2000	2000	2000	1.2300	1.2300	1.000000	30,000,000.00	30,000,000.00	0.00	1.000000	224,328.10	224,328.10	0.00
MB16-MOBILITY BONDS 2016	AR-0045	State Pool		08/31/16	Open	2000	2000	2000	1.2300	1.2300	1.000000	30,000,000.00	30,000,000.00	0.00	1.000000	186,960.66	186,960.66	0.00
MB17 - SR LIEN BOND 2016	AR-0046	State Pool		12/09/16	Open	2000	2000	2000	1.2300	1.2300	1.000000	35,000,000.00	35,000,000.00	0.00	1.000000	150,382.16	150,382.16	0.00
State Pool Total									<u>1.2469</u>	<u>1.2469</u>	<u>1.000000</u>	<u>165,668,627.31</u>	<u>165,668,627.31</u>	<u>0.00</u>	<u>1.000000</u>	<u>43,164,658.91</u>	<u>43,164,658.91</u>	<u>0.00</u>
Investment Total									<u>1.3950</u>	<u>1.3950</u>	<u>1.000035</u>	<u>217,174,204.97</u>	<u>217,181,710.25</u>	<u>-7,505.28</u>	<u>1.000007</u>	<u>390,495,213.04</u>	<u>390,497,782.47</u>	<u>-2,569.43</u>

Open Investments Ft. Bend County

Effective Interest - Actual Life
Receipts in Period
08/31/17

By Security

Open Investments \$390,497,782



Open Investments

Ft. Bend County

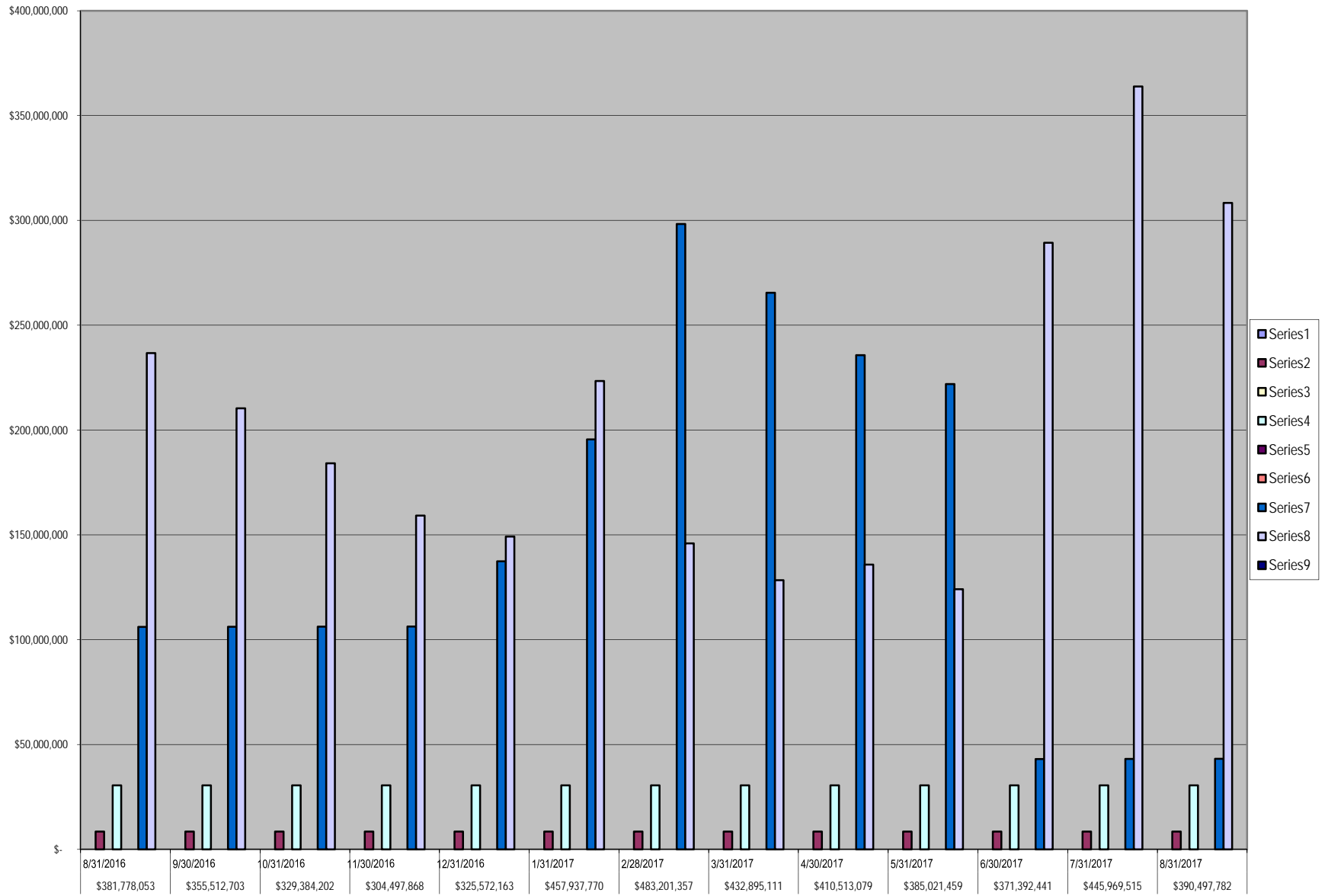
Effective Interest - Actual Life

Receipts in Period

08/31/17

15

CUSIP	Invest Number	Security Description	Invest Class	Purchase Date	Call Date	Purchase Institut	SafeKeep Institut	Issuing Institut	Yield Matur	Yield Call	Original Unit Cost	Original Par Val/Shares	Original Princ/Cost	Orig Prem Discount	Ending Unit Price	Ending Par Val/Shares	Ending Amor Val/Cost	Unamor Prem/Dscnt
FFCB																		
3133BGTX4	16-0004	FFCB 1.08 07/05/19		07/05/16	Open	700	100	None	1.0800	1.0800	1.000000	8,500,000.00	8,500,000.00	0.00	1.000000	8,500,000.00	8,500,000.00	0.00
FFCB Total									<u>1.0800</u>	<u>1.0800</u>	<u>1.000000</u>	<u>8,500,000.00</u>	<u>8,500,000.00</u>	<u>0.00</u>	<u>1.000000</u>	<u>8,500,000.00</u>	<u>8,500,000.00</u>	<u>0.00</u>
FHLMC																		
3134G9H42	16-0002	FHLMC 0.70 12/29/17		06/30/16	Open	700	100	None	0.7000	0.7000	1.000000	10,000,000.00	10,000,000.00	0.00	1.000000	10,000,000.00	10,000,000.00	0.00
3137EAEA3	16-0001	FHLMC 0.75 04/09/18		06/29/16	Open	700	100	None	0.6790	0.6790	1.001251	6,000,000.00	6,007,505.28	-7,505.28	1.000428	6,000,000.00	6,002,569.43	-2,569.43
3134G9G76	16-0003	FHLMC 0.80 06/29/18		06/30/16	Open	1200	100	None	0.8000	0.8000	1.000000	14,500,000.00	14,500,000.00	0.00	1.000000	14,500,000.00	14,500,000.00	0.00
FHLMC Total									<u>0.7434</u>	<u>0.7434</u>	<u>1.000246</u>	<u>30,500,000.00</u>	<u>30,507,505.28</u>	<u>-7,505.28</u>	<u>1.000084</u>	<u>30,500,000.00</u>	<u>30,502,569.43</u>	<u>-2,569.43</u>
Money Market																		
Prosperity-Money Market Accts.	AR-0009	Money Market		11/30/03	Open	100	100	100	1.4900	1.4900	1.000000	12,505,577.66	12,505,577.66	0.00	1.000000	308,330,554.13	308,330,554.13	0.00
Money Market Total									<u>1.4900</u>	<u>1.4900</u>	<u>1.000000</u>	<u>12,505,577.66</u>	<u>12,505,577.66</u>	<u>0.00</u>	<u>1.000000</u>	<u>308,330,554.13</u>	<u>308,330,554.13</u>	<u>0.00</u>
State Pool																		
MB02-MBIA General	AR-0015	State Pool		11/01/08	Open	2000	2000	2000	1.2300	1.2300	1.000000	17,374,917.83	17,374,917.83	0.00	1.000000	7,527,262.31	7,527,262.31	0.00
MB03-MBIA Road & Bridge	AR-0016	State Pool		11/01/08	Open	2000	2000	2000	1.2300	1.2300	1.000000	2,856,438.24	2,856,438.24	0.00	1.000000	50,932.05	50,932.05	0.00
MB04-MBIA Drainage	AR-0017	State Pool		11/01/08	Open	2000	2000	2000	1.2300	1.2300	1.000000	1,267,218.21	1,267,218.21	0.00	1.000000	730,664.94	730,664.94	0.00
MB06-MBIA Toll Rd. Operations	AR-0019	State Pool		11/01/08	Open	2000	2000	2000	1.2300	1.2300	1.000000	3,143,377.27	3,143,377.27	0.00	1.000000	8,375,204.57	8,375,204.57	0.00
TT00-TX TERM General	AR-0022	State Pool		11/01/08	Open	2005	2005	2005	1.0000	1.0000	1.000000	10,006,437.87	10,006,437.87	0.00	1.000000	1,019.51	1,019.51	0.00
TT02-TX TERM Toll Rd. Operation	AR-0024	State Pool		11/01/08	Open	2005	2005	2005	1.0000	1.0000	0.000000	0.00	0.00	0.00	1.000000	1,018.35	1,018.35	0.00
TT04-TX TERM Road & Bridge	AR-0026	State Pool		11/01/08	Open	2005	2005	2005	1.0000	1.0000	1.000000	10,463.28	10,463.28	0.00	1.000000	1,016.50	1,016.50	0.00
TT05-TX TERM Drainage	AR-0027	State Pool		11/01/08	Open	2005	2005	2005	1.0000	1.0000	1.000000	109,774.61	109,774.61	0.00	1.000000	337.23	337.23	0.00
LOG1-Logic- General	AR-0028	State Pool		11/10/08	Open	200	200	200	1.2660	1.2660	1.000000	10,000,000.00	10,000,000.00	0.00	1.000000	20,324,494.91	20,324,494.91	0.00
LOG2-Logic-Toll Rd.Operations	AR-0029	State Pool		11/10/08	Open	200	200	200	1.2660	1.2660	1.000000	2,000,000.00	2,000,000.00	0.00	1.000000	1,029.61	1,029.61	0.00
LOG5-Logic-Drainage	AR-0032	State Pool		11/10/08	Open	200	200	200	1.2660	1.2660	1.000000	500,000.00	500,000.00	0.00	1.000000	1,023.16	1,023.16	0.00
LOG8-Logic-Road & Bridge	AR-0035	State Pool		11/10/08	Open	200	200	200	1.2660	1.2660	1.000000	1,000,000.00	1,000,000.00	0.00	1.000000	1,023.58	1,023.58	0.00
MB12-MBIA ESD 100 AGREEMENT	AR-0041	State Pool		08/31/16	Open	2000	2000	2000	1.2300	1.2300	1.000000	3,900,000.00	3,900,000.00	0.00	1.000000	932,383.10	932,383.10	0.00
MB13-MBIA ASSISTANCE DIST #1	AR-0042	State Pool		08/31/16	Open	2000	2000	2000	1.2300	1.2300	1.000000	10,000,000.00	10,000,000.00	0.00	1.000000	86,167.49	86,167.49	0.00
MB14-MBIA GR PARKWAY OPERATIONS	AR-0043	State Pool		08/31/16	Open	2000	2000	2000	1.2300	1.2300	1.000000	8,500,000.00	8,500,000.00	0.00	1.000000	4,569,410.68	4,569,410.68	0.00
MB15-FACILITIES BONDS 2016	AR-0044	State Pool		08/31/16	Open	2000	2000	2000	1.2300	1.2300	1.000000	30,000,000.00	30,000,000.00	0.00	1.000000	224,328.10	224,328.10	0.00
MB16-MOBILITY BONDS 2016	AR-0045	State Pool		08/31/16	Open	2000	2000	2000	1.2300	1.2300	1.000000	30,000,000.00	30,000,000.00	0.00	1.000000	186,960.66	186,960.66	0.00
MB17 - SR LIEN BOND 2016	AR-0046	State Pool		12/09/16	Open	2000	2000	2000	1.2300	1.2300	1.000000	35,000,000.00	35,000,000.00	0.00	1.000000	150,382.16	150,382.16	0.00
State Pool Total									<u>1.2469</u>	<u>1.2469</u>	<u>1.000000</u>	<u>165,668,627.31</u>	<u>165,668,627.31</u>	<u>0.00</u>	<u>1.000000</u>	<u>43,164,658.91</u>	<u>43,164,658.91</u>	<u>0.00</u>
Investment Total									<u>1.3950</u>	<u>1.3950</u>	<u>1.000035</u>	<u>217,174,204.97</u>	<u>217,181,710.25</u>	<u>-7,505.28</u>	<u>1.000007</u>	<u>390,495,213.04</u>	<u>390,497,782.47</u>	<u>-2,569.43</u>



Wendt, Sandra

From: Laura Turner (111) <Laura.Turner@prosperitybankusa.com>
Sent: Monday, August 07, 2017 9:20 AM
To: Brogdon, Jennifer; Segura, Maria; Elster, Melissa; Schultz, Patsy; Wendt, Sandra
Subject: August interest rate



In accordance to the Depository bid, the variable interest rate for the month of August will reflect the change in the 91 day T-bill rate. The 91 day T-bill investment rate is 1.20%. Rate paid will be 1.490% (1.20% + .29) on the General Fund and all other accounts.

Laura Turner 

Assistant Vice President
 Lending Assistant
 Prosperity Bank
 Sugar Land Banking Center
 14060 Southwest Freeway
 Sugar Land, TX 77478
 Phone: 281-269-7200
 Direct: 281-269-7254
 Fax: 281-269-7108
 Email: laura.turner@prosperitybankusa.com
 NYSE: PB

**Handy information should the need arise.....**

281-242-4762 Fastline
 1.866.985.2273 To Activate & Pin your Debit Card
 1.800.684.2132 Report your card Lost/Stolen ATM/Debit Card
 1.800.531.1401 Customer Service Center Mon-->Fri. 7am-7pm & Sat. 9am-5pm (can also assist with debit card issues).

 Please consider the environment before printing this e-mail - think Green 



Daily Rates

August 2017

TXCLASS

AVERAGE MONTHLY YIELD: 1.23%

Date	Dividend Rate	Annual Yield
01-Aug-17	0.000032983	1.21%
02-Aug-17	0.000033479	1.23%
03-Aug-17	0.000033153	1.21%
04-Aug-17	0.000033224	1.22%
05-Aug-17	0.000033224	1.22%
06-Aug-17	0.000033224	1.22%
07-Aug-17	0.000033258	1.22%
08-Aug-17	0.000033481	1.23%
09-Aug-17	0.000033280	1.22%
10-Aug-17	0.000033458	1.22%
11-Aug-17	0.000033518	1.23%
12-Aug-17	0.000033518	1.23%
13-Aug-17	0.000033518	1.23%
14-Aug-17	0.000033514	1.23%
15-Aug-17	0.000033516	1.23%
16-Aug-17	0.000033547	1.23%
17-Aug-17	0.000033557	1.23%
18-Aug-17	0.000033672	1.23%
19-Aug-17	0.000033672	1.23%
20-Aug-17	0.000033672	1.23%
21-Aug-17	0.000033765	1.24%
22-Aug-17	0.000033669	1.23%
23-Aug-17	0.000033843	1.24%
24-Aug-17	0.000033839	1.24%
25-Aug-17	0.000033935	1.24%
26-Aug-17	0.000033935	1.24%
27-Aug-17	0.000033935	1.24%
28-Aug-17	0.000034120	1.25%
29-Aug-17	0.000033970	1.24%
30-Aug-17	0.000033948	1.24%
31-Aug-17	0.000034220	1.25%

Current Rates:

As of August 31, 2017

Current Yield¹	<u>1.01%</u>
One-Day Yield¹	<u>1.02%</u>
Allocation Factor¹	<u>0.000027936</u>

Historical Rates

Monthly Distribution Yields²

	<u>2008</u>	<u>2009</u>	<u>2010</u>	<u>2011</u>	<u>2012</u>	<u>2013</u>	<u>2014</u>	<u>2015</u>	<u>2016</u>	<u>2017</u>
January	4.27%	1.14%	0.17%	0.14%	0.08%	0.12%	0.04%	0.07%	0.35%	0.58%
February	3.57%	0.83%	0.17%	0.17%	0.10%	0.10%	0.04%	0.08%	0.39%	0.59%
March	2.98%	0.74%	0.18%	0.14%	0.10%	0.10%	0.04%	0.09%	0.41%	0.66%
April	2.51%	0.63%	0.19%	0.10%	0.10%	0.08%	0.04%	0.09%	0.42%	0.75%
May	2.36%	0.55%	0.19%	0.09%	0.12%	0.08%	0.04%	0.09%	0.43%	0.76%
June	2.26%	0.50%	0.21%	0.09%	0.13%	0.05%	0.04%	0.09%	0.44%	0.85%
July	2.29%	0.42%	0.23%	0.06%	0.13%	0.05%	0.05%	0.10%	0.45%	0.96%
August	2.39%	0.41%	0.24%	0.08%	0.13%	0.05%	0.06%	0.11%	0.47%	1.00%
September	2.38%	0.37%	0.21%	0.07%	0.13%	0.05%	0.06%	0.13%	0.50%	
October	2.65%	0.27%	0.19%	0.07%	0.13%	0.04%	0.06%	0.15%	0.47%	
November	2.13%	0.26%	0.17%	0.08%	0.13%	0.04%	0.06%	0.15%	0.45%	
December	1.79%	0.23%	0.15%	0.11%	0.13%	0.04%	0.07%	0.23%	0.50%	

**Call Toll-Free
1-866-TEX-TERM**

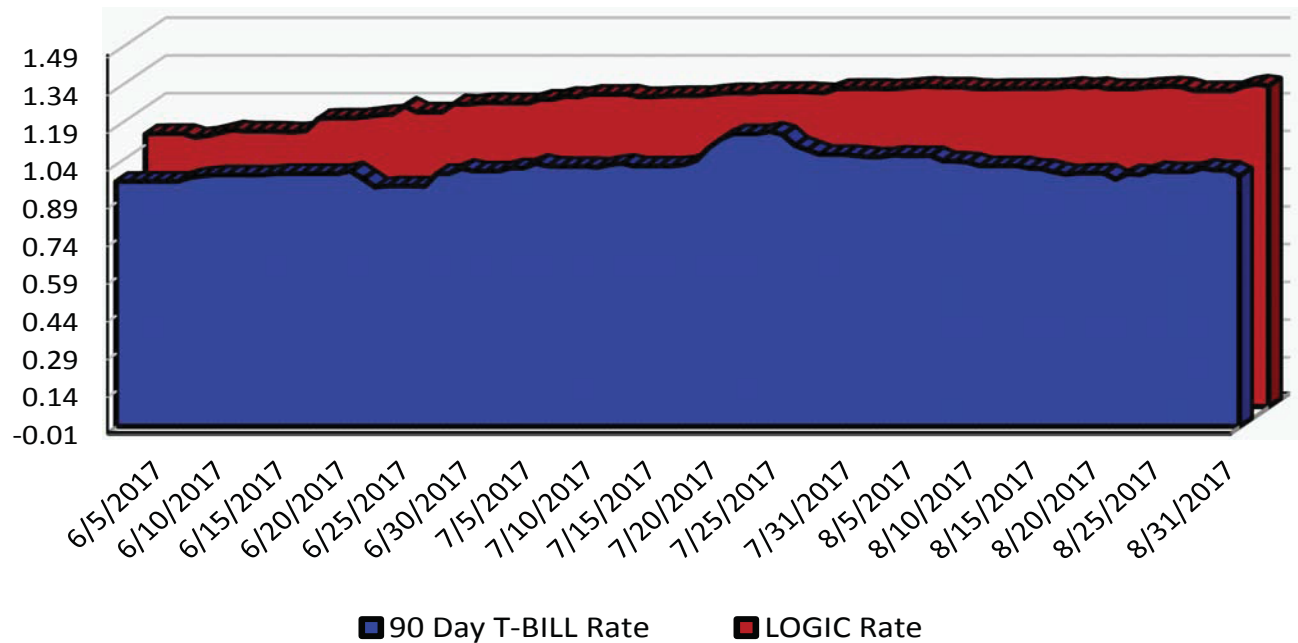
Past performance is not indicative of future results and yields may vary.

(1) The current yield, which is also known as the current annualized yield or current seven-day yield, represents the net change, exclusive of capital changes and income other than investment income, in the value of a hypothetical account with a balance of one share (normally \$1.00 per share) over a seven-day base period expressed as a percentage of the value of one share at the beginning of the seven-day period. This resulting net change in account value is then annualized by multiplying it by 365 and dividing the result by 7. The yields shown may reflect fee waivers by service providers that subsidize and reduce the total operating expenses of the TexasDAILY portfolio. Portfolio yields would be lower if there were no such waivers. The allocation factor represents the daily net income dividend declared by the TexasDAILY portfolio divided by the portfolio's daily net assets. The one-day yield represents the allocation factor of the TexasDAILY portfolio divided by the daily net asset value per share (normally \$1.00) multiplied by 365. Unlike the current yield—which excludes capital changes and income other than investment income—the allocation factor and one-day yield are inclusive of capital changes and any income other than investment income.

(2) The monthly distribution yield represents the sum of a month's one-day allocation factors divided by the number of days in that month, and multiplied by 365. The yields shown may reflect fee waivers by service providers that subsidize and reduce the total operating expenses of the TexasDAILY portfolio. Portfolio yields would be lower if there were no such waivers.

*This information is for institutional investor use only, not for further distribution to retail investors, and does not represent an offer to sell or a solicitation of an offer to buy or sell any fund or other security. Investors should consider the Pool's investment objectives, risks, charges and expenses before investing. This and other information about the Pool is available in the Pool's Information Statement, which should be read carefully before investing. A copy of the Pool's Information Statement may be obtained by calling 1-866-839-8376 or is available on the Pool's website at www.texasterm.net. While TexasDAILY seeks to maintain a stable net asset value of \$1.00 per share and TexasTERM seeks to achieve a net asset value of \$1.00 per share at its stated maturity, it is possible to lose money investing in the Pool. An investment in the Pool is not insured or guaranteed by the Federal Deposit Insurance Corporation or any other government agency. Shares of the Pool are distributed by **PFM Fund Distributors, Inc.**, member Financial Industry Regulatory Authority (FINRA) (www.finra.org) and Securities Investor Protection Corporation (SIPC) (www.sipc.org). PFM Fund Distributors, Inc. is a wholly owned subsidiary of PFM Asset Management LLC.*

LOGIC versus 90-Day Treasury Bill



This material is for information purposes only. This information does not represent an offer to buy or sell a security. The above rate information is obtained from sources that are believed to be reliable; however, its accuracy or completeness August be subject to change. The LOGIC management fee be waived in full or in part at the discretion of the LOGIC co-administrators and the LOGIC rate for the period shown reflects waiver of fees. This table represents historical investment performance/return to the customer, net of fees, and is not an indication of future performance. An investment in the security is not insured or guaranteed by the Federal Deposit Insurance Corporation or any other government agency. Although the issuer seeks to preserve the value of an investment at \$1.00 per share, it is possible to lose money by investing in the security. Information about these and other program details are in the fund's Information Statement which should be read carefully before investing. The yield on the 90-Day Treasury Bill ("T-Bill Yield") is shown for comparative purposes only. When comparing the investment returns of the LOGIC pool to the T-Bill Yield, you should know that the LOGIC pool consist of allocations of specific diversified securities as detailed in the respective Information Statements. The T-Bill Yield is taken from Bloomberg Finance L.P. and represents the daily closing yield on the then current 90-day T-Bill.

Daily Summary for August 2017

Date	Mny Mkt Fund Equiv. [SEC Std.]	Daily Allocation Factor	LOGIC Invested Balance	Market Value Per Share	WAM Days (1)*	WAM Days (2)*
8/1/2017	1.2639%	0.000034627	\$6,115,713,757.88	1.000136	32	72
8/2/2017	1.2688%	0.000034761	\$6,126,746,841.91	1.000127	35	74
8/3/2017	1.2722%	0.000034856	\$6,137,888,381.77	1.000129	36	74
8/4/2017	1.2692%	0.000034773	\$6,168,390,146.65	1.000096	35	71
8/5/2017	1.2692%	0.000034773	\$6,168,390,146.65	1.000096	35	71
8/6/2017	1.2692%	0.000034773	\$6,168,390,146.65	1.000096	35	71
8/7/2017	1.2640%	0.000034629	\$6,146,949,438.41	1.000130	35	71
8/8/2017	1.2618%	0.000034571	\$6,104,477,784.69	1.000131	35	71
8/9/2017	1.2630%	0.000034602	\$6,063,365,275.64	1.000128	35	70
8/10/2017	1.2638%	0.000034625	\$6,108,456,680.58	1.000124	34	68
8/11/2017	1.2640%	0.000034630	\$6,104,315,987.88	1.000085	33	67
8/12/2017	1.2640%	0.000034630	\$6,104,315,987.88	1.000085	33	67
8/13/2017	1.2640%	0.000034630	\$6,104,315,987.88	1.000085	33	67
8/14/2017	1.2671%	0.000034714	\$5,952,459,789.40	1.000127	33	68
8/15/2017	1.2717%	0.000034840	\$5,748,184,160.18	1.000132	32	69
8/16/2017	1.2668%	0.000034707	\$5,778,706,357.08	1.000132	31	68
8/17/2017	1.2709%	0.000034820	\$5,746,003,844.42	1.000135	30	68
8/18/2017	1.2624%	0.000034587	\$5,742,066,754.43	1.000103	28	65
8/19/2017	1.2624%	0.000034587	\$5,742,066,754.43	1.000103	28	65
8/20/2017	1.2624%	0.000034587	\$5,742,066,754.43	1.000103	28	65
8/21/2017	1.2676%	0.000034730	\$5,759,406,705.95	1.000135	28	65
8/22/2017	1.2709%	0.000034818	\$5,791,263,694.92	1.000127	29	67
8/23/2017	1.2731%	0.000034879	\$5,784,485,172.17	1.000128	31	72
8/24/2017	1.2686%	0.000034756	\$5,860,225,752.82	1.000125	31	70
8/25/2017	1.2545%	0.000034370	\$5,976,689,998.61	1.000091	28	67
8/26/2017	1.2545%	0.000034370	\$5,976,689,998.61	1.000091	28	67
8/27/2017	1.2545%	0.000034370	\$5,976,689,998.61	1.000091	28	67
8/28/2017	1.2546%	0.000034372	\$5,936,490,310.00	1.000125	26	69
8/29/2017	1.2721%	0.000034852	\$6,009,676,134.17	1.000133	32	76
8/30/2017	1.2803%	0.000035076	\$5,980,796,604.08	1.000129	34	78
8/31/2017	1.2739%	0.000034902	\$5,912,248,825.24	1.000115	34	78
Average	1.2660%	0.000034684	\$5,968,965,618.52		32	70

Prosperity Bank
Money Market Accounts
August 31, 2017

FUND	DESCRIPTION	BEGINNING BALANCE	DEPOSITS	WITH- DRAWALS	INTEREST	ENDING BALANCE
100	General Operating	79,940,419.88	27,452,715.91	39,670,264.58	94,370.78	67,817,241.99
150	Juvenile Operations	6,654,969.70	465,202.49	1,244,504.65	7,896.19	5,883,563.73
155	Road & Bridge	12,951,194.29	925,715.04	2,062,155.64	15,392.14	11,830,145.83
160	Drainage District	12,946,843.88	61,135.38	479,940.48	16,063.04	12,544,101.82
165	Lateral Road	810,583.42	-	-	1,025.78	811,609.20
170	Statue Restoration	4,345.98	-	-	5.50	4,351.48
175	City Water Assistance	25,754.04	242.00	444.19	32.35	25,584.20
185	Entex Contributions	4.40	-	-	0.01	4.41
190	H L & P Assistance	91,278.43	30,000.00	1,511.14	152.54	119,919.83
195	County Law Library	1,231,953.16	29,184.16	18,991.95	1,568.15	1,243,713.52
200	Law Enforcement Academy	471,589.33	48,649.29	46,135.40	597.31	474,700.53
360	Law Enforcement Training	174,980.90	-	250.00	221.28	174,952.18
215	Library Donations	123,512.15	327.80	10,143.55	147.64	113,844.04
225	FBC Asset Forfeiture-Task-State	485,508.99	14,738.97	940.91	621.42	499,928.47
235	Probate Court Training	99,574.53	895.00	-	126.41	100,595.94
245	Alert Program-Juvenile	52,070.70	-	-	65.89	52,136.59
255	D A Asset Forfeiture-Fed.	52.21	-	-	0.07	52.28
265	Gus George Memorial	4,736.65	-	-	5.99	4,742.64
275	D A Special Fund Run	18,047.56	-	-	22.84	18,070.40
280	Co.Atty.Supplemental Salary	182,037.08	-	4,809.44	226.29	177,453.93
290	VIT Interest (Tax Coll)	12,488.10	-	-	15.80	12,503.90
300	FBC Elections	769,198.54	-	5,034.18	968.64	765,133.00
305	FBC Asset Forfeiture-Task-Fed.	14,589.55	2,171.20	467.50	18.95	16,312.20
310	Sheriff Ofc/Forfeiture-Assets-St.	507,546.36	6,943.70	-	647.93	515,137.99
315	Sheriff Ofc/Forfeiture-Assets-Fed.	276,860.11	101,568.29	11,285.34	446.91	367,589.97
320	Constable Pct. 2 F/A	22.67	-	-	0.03	22.70
335	DA Asset Forfeiture-State	277,876.58	10,158.05	3,505.13	356.35	284,885.85
810	Toll Road Operations	19,384,113.87	1,900,548.94	572,230.96	26,191.84	20,738,623.69
390	Child Protective Service IV-E	75,624.69	1,857.38	5,578.46	91.42	71,995.03
402	Hope 3 Program Sales	5,520.89	-	-	6.99	5,527.88
410	Child Support IVD Reimb.	255,699.39	1,881.49	-	325.81	257,906.69
415	Local Law Enf.Block Grant	19,201.08	-	89.99	24.24	19,135.33

Prosperity Bank
Money Market Accounts
August 31, 2017

440	Supervision	2,613,611.01	240,038.39	584,900.06	3,027.00	2,271,776.34
205	Surface Water Supply Corp.	7,854.61	-	-	9.94	7,864.55
TREA	Treasurer's Account	1,265,668.57	61,550,101.40	61,894,019.30	3,042.72	924,793.39
INVE	FBC Investment Account	14.54	-	14.54	-	-
850M	Boon-Chapman Medical	2,354,331.42	2,000,000.74	2,854,495.68	1,943.18	1,501,779.66
850D	Boon-Chapman Dental	1,563,445.40	-	178,016.72	1,861.33	1,387,290.01
882	Boon-Chapman 125	70,109.20	57,396.77	44,413.24	100.23	83,192.96
884	Fee Officer's Account	799,933.77	1,898,070.41	1,504,746.89	-	1,193,257.29
912	JP Credit Card Processing	77,641.42	232,770.95	203,496.42	113.55	107,029.50
908	EMS Credit Card Processing	14,960.93	21,163.33	17,012.09	19.42	19,131.59
600/605	Debt Service Account	16,794,179.78	71,082.36	500.00	21,322.53	16,886,084.67
GAS	FBC Fuel Account (Susser)	15.96	135,683.26	135,699.22	5.54	5.54
332	Fire Marshal St. Ass't. Forfeiture	662.41	-	-	0.84	663.25
JE04	JP #4 E-Filing	1,741.24	7,115.00	5,474.74	2.94	3,384.44
DACC	D A Credit Card Processing	5,090.13	883.04	5,607.77	1.70	367.10
PTCC	Public Transportation Credit Cards	273.95	1,384.62	713.27	0.74	946.04
CSCC	CSCD Credit Card	94,927.21	103,170.17	109,440.55	86.77	88,743.60
LBCC	Library Credit Card	2,291.17	9,706.78	8,208.23	3.32	3,793.04
JUCC	Juvenile Credit Card	358.11	1,866.40	1,062.31	0.97	1,163.17
815	Grand Pkwy Toll Road Ops	8,427,261.83	2,122,965.74	3,860,442.86	10,867.40	6,700,652.11
145	Emergency Svc Dist 100	3,877,272.59	-	-	4,906.61	3,882,179.20
130	Assistant Dist Number 1	16,217,838.48	382,347.30	19,301.83	20,833.77	16,601,717.72
131	Assistant Dist Number 2	1,712,581.69	153,614.62	1,298,823.24	1,132.47	568,505.54
133	Assistant Dist Number 4	665,771.82	22,801.93	15,297.71	848.33	674,124.37
134	Assistant Dist Number 5	143,134.30	4,132.69	23,470.32	163.60	123,960.27
805	Grand Pkwy Toll RD Rev Bond	3,827,355.10	-	380,657.26	4,495.92	3,451,193.76
206	Industrial Development Corp	125,086.08	-	-	158.29	125,244.37
135	Assistant Dist Number 6	1,848,136.99	363,759.69	2,400.00	2,614.94	2,212,111.62
CCCS	Non Fee Officer CC Clearing Acct	107,586.71	36,485.60	90.08	161.53	144,143.76
801	Sr. Lien Toll Rd Rev Bonds 2014	957,505.82	-	129,774.92	1,140.98	828,871.88
802	Sr. Lien Toll Rd Rev Bonds 2016	14,570,713.13	222,508.88	4,569,377.31	15,131.51	10,238,976.21
JPMT	Juror Payments	20,014.32	13,987.00	16,618.32	12.00	17,395.00
	Engineering Permitting E-Check	7,808.38	360.00	8.38	10.19	8,170.19

Prosperity Bank
Money Market Accounts
August 31, 2017

207	FBC Historical Commission	77.42	5,000.00	750.00	3.32	4,330.74
208	East FBC Development	-	-	-	-	-
742	Facilities Bonds 2016	22,284,533.23	-	2,658,204.53	26,870.43	19,653,199.13
744	Mobility Bonds 2016	18,583,324.25	2,392,238.00	695,069.30	25,146.59	20,305,639.54
748	Mobility Bonds 2017	3,777,847.90	-	-	4,780.79	3,782,628.69
750	Mission Bend/Four Corners	17,003,041.37	5,474.47	2,874,693.76	19,262.90	14,153,084.98
JE11	JP 1-1 E-Filing	62.57	3,069.00	2,143.82	1.06	988.81
JE12	JP 1-2 E-Filing	707.70	2,927.25	2,563.70	1.18	1,072.43
JE02	JP 2 E-Filing	2,065.64	8,288.50	6,436.14	3.17	3,921.17
JE03	JP 3 E-Filing	1,361.59	6,730.00	5,830.59	2.72	2,263.72
752	FBC Westpark Extension		55,262,683.18	147,198.72	33,790.20	55,149,274.66
806	Grand Parkway Toll Rd Authority	-	264,000.00		150.88	264,150.88
	Total	277,696,398.85	158,657,742.56	128,395,257.31	371,670.03	308,330,554.13

Investment Report

Ft. Bend County

09/01/17 - 09/30/17

This report summarizes the investment position of Ft. Bend County for the period 09/01/17 to 09/30/17.

	08/31/17	09/30/17
Book Value	390,497,782.47	363,468,655.07
Market Value	390,360,033.04	363,310,858.24
Par Value	390,495,213.04	363,466,438.24
Change in Market Value		-20,400.00
Weighted Average Maturity (in Days)	33	33
Weighted Average Yield-to-Maturity of Portfolio	1.3950%	1.2743%
Yield-to-Maturity of	0.0000%	0.0000%
Accrued Interest		26,900.00

This report is presented in accordance with the Texas Government Code Title 10 Section 2256.023. The below signed hereby certify that, to the best of their knowledge on the date this report was created, Ft. Bend County is in compliance with the provisions of Government Code 2256 and with the stated policies and strategies of Ft. Bend County.



 Director of Finance & Investments

11-7-17

 Date



 County Treasurer

11/7/2017

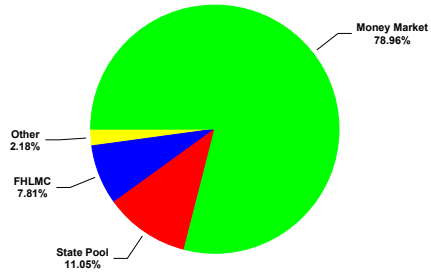
 Date

Investment Report

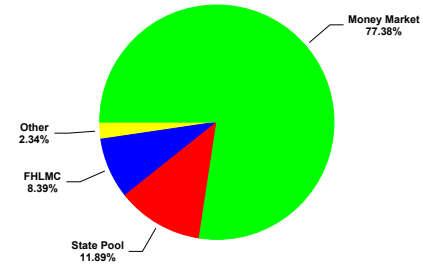
Ft. Bend County

09/01/17 - 09/30/17

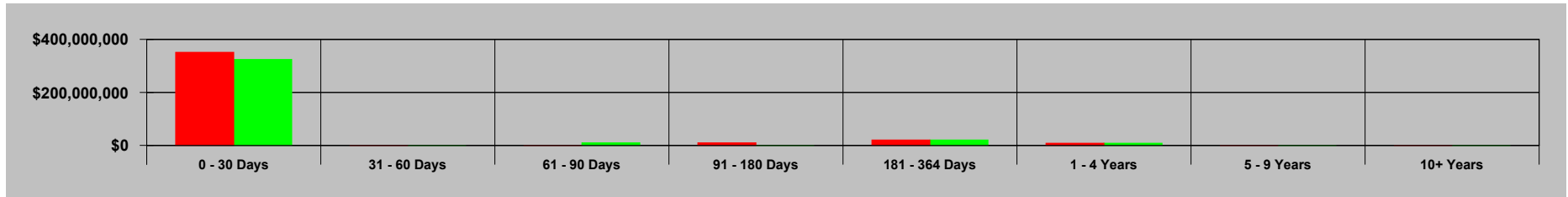
Portfolio Composition - 08/31/17



Portfolio Composition - 09/30/17




Maturity Aging - 08/31/17 vs 09/30/17



■ Previous Period ■ Current Period

Portfolio Performance - 09/01/17 to 09/30/17



■ Portfolio ■ Series2

GASB 31 Compliance
Ft. Bend County
Effective Interest - Actual Life
Receipts in Period
09/01/17 - 09/30/17

CUSIP	Invest Number	Security Description	Purchase Date	Sale Date	Valuation Method	Yield Earned	Price Source 09/01/17	Beginning Unit Price	Par Value On 09/01/17	Reported Value 09/01/17	Purchase Cost	Sales Proceeds	Ending Unit Price	Par Value On 09/30/17	Price Source 09/30/17	Reported Value 09/30/17	Change in Fair Value	Interest	Net Investment Income
3137BARA3	16-0001	FHLMC 0.75 04/09/18	06/29/16	Open	Fair Value	0.4137	FTI	0.997520	6,000,000.00	5,985,120.00	0.00	0.00	0.997240	6,000,000.00	FTI	5,983,440.00	-1,680.00	3,750.00	2,070.00
3134G9H42	16-0002	FHLMC 0.70 12/29/17	06/30/16	Open	Fair Value	0.8800	FTI	0.998620	10,000,000.00	9,986,200.00	0.00	0.00	0.998770	10,000,000.00	FTI	9,987,700.00	1,500.00	5,833.33	7,333.33
3134G9G76	16-0003	FHLMC 0.80 06/29/18	06/30/16	Open	Fair Value	0.6320	FTI	0.996360	14,500,000.00	14,447,220.00	0.00	0.00	0.996220	14,500,000.00	FTI	14,445,190.00	-2,030.00	9,666.67	7,636.67
3133EGJX4	16-0004	FFCB 1.08 07/05/19	07/05/16	Open	Fair Value	-1.4880	FTI	0.993680	8,500,000.00	8,446,280.00	0.00	0.00	0.991540	8,500,000.00	FTI	8,428,090.00	-18,190.00	7,650.00	-10,540.00
Prosperity-Money Market Accts.	AR-0009	Money Market	11/30/03	Open	Fair Value	1.2413	Manual	1.000000	308,330,554.13	308,330,554.13	0.00	27,073,570.20	1.000000	281,256,983.93	Manual	281,256,983.93	0.00	313,646.95	313,646.95
MB02-MBIA General	AR-0015	State Pool	11/01/08	Open	Fair Value	1.2448	Manual	1.000000	7,527,262.31	7,527,262.31	0.00	-7,701.34	1.000000	7,534,963.65	Manual	7,534,963.65	0.00	7,701.34	7,701.34
MB03-MBIA Road & Bridge	AR-0016	State Pool	11/01/08	Open	Fair Value	1.2448	Manual	1.000000	50,932.05	50,932.05	0.00	-52.11	1.000000	50,984.16	Manual	50,984.16	0.00	52.11	52.11
MB04-MBIA Drainage	AR-0017	State Pool	11/01/08	Open	Fair Value	1.2448	Manual	1.000000	730,664.94	730,664.94	0.00	-747.56	1.000000	731,412.50	Manual	731,412.50	0.00	747.56	747.56
MB06-MBIA Toll Rd. Operations	AR-0019	State Pool	11/01/08	Open	Fair Value	1.2448	Manual	1.000000	8,375,204.57	8,375,204.57	0.00	-8,568.89	1.000000	8,383,773.46	Manual	8,383,773.46	0.00	8,568.89	8,568.89
TT00-TX TERM General	AR-0022	State Pool	11/01/08	Open	Fair Value	1.0263	Manual	1.000000	1,019.51	1,019.51	0.00	-0.86	1.000000	1,020.37	Manual	1,020.37	0.00	0.86	0.86
TT02-TX TERM Toll Rd. Operation	AR-0024	State Pool	11/01/08	Open	Fair Value	1.0275	Manual	1.000000	1,018.35	1,018.35	0.00	-0.86	1.000000	1,019.21	Manual	1,019.21	0.00	0.86	0.86
TT04-TX TERM Road & Bridge	AR-0026	State Pool	11/01/08	Open	Fair Value	1.0293	Manual	1.000000	1,016.50	1,016.50	0.00	-0.86	1.000000	1,017.36	Manual	1,017.36	0.00	0.86	0.86
TT05-TX TERM Drainage	AR-0027	State Pool	11/01/08	Open	Fair Value	1.0102	Manual	1.000000	337.23	337.23	0.00	-0.28	1.000000	337.51	Manual	337.51	0.00	0.28	0.28
LOG1-Logic- General	AR-0028	State Pool	11/10/08	Open	Fair Value	1.2826	Manual	1.000000	20,324,494.91	20,324,494.91	0.00	-21,427.40	1.000000	20,345,922.31	Manual	20,345,922.31	0.00	21,427.40	21,427.40
LOG2-Logic-Toll Rd.Operations	AR-0029	State Pool	11/10/08	Open	Fair Value	1.3589	Manual	1.000000	1,029.61	1,029.61	0.00	-1.15	1.000000	1,030.76	Manual	1,030.76	0.00	1.15	1.15
LOG5-Logic-Drainage	AR-0032	State Pool	11/10/08	Open	Fair Value	1.3556	Manual	1.000000	1,023.16	1,023.16	0.00	-1.14	1.000000	1,024.30	Manual	1,024.30	0.00	1.14	1.14
LOG8-Logic-Road & Bridge	AR-0035	State Pool	11/10/08	Open	Fair Value	1.3550	Manual	1.000000	1,023.58	1,023.58	0.00	-1.14	1.000000	1,024.72	Manual	1,024.72	0.00	1.14	1.14
MB12-MBIA ESD 100 AGREEMENT	AR-0041	State Pool	08/31/16	Open	Fair Value	1.2448	Manual	1.000000	932,383.10	932,383.10	0.00	-953.94	1.000000	933,337.04	Manual	933,337.04	0.00	953.94	953.94
MB13-MBIA ASSISTANCE DIST #1	AR-0042	State Pool	08/31/16	Open	Fair Value	1.2446	Manual	1.000000	86,167.49	86,167.49	0.00	-88.15	1.000000	86,255.64	Manual	86,255.64	0.00	88.15	88.15
MB14-MBIA GR PARKWAY OPERATIONS	AR-0043	State Pool	08/31/16	Open	Fair Value	1.2448	Manual	1.000000	4,569,410.68	4,569,410.68	0.00	-4,675.09	1.000000	4,574,085.77	Manual	4,574,085.77	0.00	4,675.09	4,675.09
MB15-FACILITIES BONDS 2016	AR-0044	State Pool	08/31/16	Open	Fair Value	1.2448	Manual	1.000000	224,328.10	224,328.10	0.00	-229.52	1.000000	224,557.62	Manual	224,557.62	0.00	229.52	229.52
MB16-MOBILITY BONDS 2016	AR-0045	State Pool	08/31/16	Open	Fair Value	1.2447	Manual	1.000000	186,960.66	186,960.66	0.00	-191.28	1.000000	187,151.94	Manual	187,151.94	0.00	191.28	191.28
MB17 - SR LIEN BOND 2016	AR-0046	State Pool	12/09/16	Open	Fair Value	1.2445	Manual	1.000000	150,382.16	150,382.16	0.00	-153.83	1.000000	150,535.99	Manual	150,535.99	0.00	153.83	153.83
Investment Total						<u>1.1381</u>		<u>0.999654</u>	<u>390,495,213.04</u>	<u>390,360,033.04</u>	<u>0.00</u>	<u>27,028,774.80</u>	<u>0.999572</u>	<u>363,466,438.24</u>		<u>363,310,858.24</u>	<u>-20,400.00</u>	<u>385,342.35</u>	<u>364,942.35</u>

Portfolio Position
Ft. Bend County
Effective Interest - Actual Life
Receipts in Period
09/01/17 - 09/30/17

4

CUSIP	Invest Number	Security Description	Purchase Date	Call Date	Par Value On 09/01/17	Par Value On 09/30/17	Market Val On 09/01/17	Market Val On 09/30/17	Purchase Cost	Sales Proceeds	Original Princ/Cost	Amor Value On 09/01/17	Amor Value On 09/30/17
130 - Assistance Dist #1													
State Pool													
MB13-MBIA ASSISTANCE DIST #1	AR-0042	State Pool	08/31/16	Open	86,167.49	86,255.64	86,167.49	86,255.64	0.00	0.00	10,000,000.00	86,167.49	86,255.64
State Pool Total					86,167.49	86,255.64	86,167.49	86,255.64	0.00	0.00	10,000,000.00	86,167.49	86,255.64
130 - Assistance Dist #1 Total													
					86,167.49	86,255.64	86,167.49	86,255.64	0.00	0.00	10,000,000.00	86,167.49	86,255.64
145 - ESD 100 Agreement													
State Pool													
MB12-MBIA ESD 100 AGREEMENT	AR-0041	State Pool	08/31/16	Open	932,383.10	933,337.04	932,383.10	933,337.04	0.00	0.00	3,900,000.00	932,383.10	933,337.04
State Pool Total					932,383.10	933,337.04	932,383.10	933,337.04	0.00	0.00	3,900,000.00	932,383.10	933,337.04
145 - ESD 100 Agreement Total													
					932,383.10	933,337.04	932,383.10	933,337.04	0.00	0.00	3,900,000.00	932,383.10	933,337.04
810 - FBC Toll Road Operations													
State Pool													
TT02-TX TERM Toll Rd. Operation	AR-0024	State Pool	11/01/08	Open	0.00	0.00	0.00	0.00	0.00	0.00	0.00	0.00	0.00
State Pool Total					0.00	0.00	0.00	0.00	0.00	0.00	0.00	0.00	0.00
810 - FBC Toll Road Operations Total													
					0.00	0.00	0.00	0.00	0.00	0.00	0.00	0.00	0.00
742 - Facilities Bond Projects 2016													
State Pool													
MB15-FACILITIES BONDS 2016	AR-0044	State Pool	08/31/16	Open	224,328.10	224,557.62	224,328.10	224,557.62	0.00	0.00	30,000,000.00	224,328.10	224,557.62
State Pool Total					224,328.10	224,557.62	224,328.10	224,557.62	0.00	0.00	30,000,000.00	224,328.10	224,557.62
742 - Facilities Bond Projects 2016 Total													
					224,328.10	224,557.62	224,328.10	224,557.62	0.00	0.00	30,000,000.00	224,328.10	224,557.62
815 - Grand Parkway Operations													
State Pool													
MB14-MBIA GR PARKWAY OPERATIONS	AR-0043	State Pool	08/31/16	Open	4,569,410.68	4,574,085.77	4,569,410.68	4,574,085.77	0.00	0.00	8,500,000.00	4,569,410.68	4,574,085.77
State Pool Total					4,569,410.68	4,574,085.77	4,569,410.68	4,574,085.77	0.00	0.00	8,500,000.00	4,569,410.68	4,574,085.77
815 - Grand Parkway Operations Total													
					4,569,410.68	4,574,085.77	4,569,410.68	4,574,085.77	0.00	0.00	8,500,000.00	4,569,410.68	4,574,085.77
LOG5 - LOGIC DRAINAGE													
State Pool													
LOG5-Logic-Drainage	AR-0032	State Pool	11/10/08	Open	1,023.16	1,024.30	1,023.16	1,024.30	0.00	0.00	500,000.00	1,023.16	1,024.30
State Pool Total					1,023.16	1,024.30	1,023.16	1,024.30	0.00	0.00	500,000.00	1,023.16	1,024.30
LOG5 - LOGIC DRAINAGE Total													
					1,023.16	1,024.30	1,023.16	1,024.30	0.00	0.00	500,000.00	1,023.16	1,024.30
LOG1 - LOGIC GENERAL													
State Pool													
LOG1-Logic- General	AR-0028	State Pool	11/10/08	Open	20,324,494.91	20,345,922.31	20,324,494.91	20,345,922.31	0.00	0.00	10,000,000.00	20,324,494.91	20,345,922.31
State Pool Total					20,324,494.91	20,345,922.31	20,324,494.91	20,345,922.31	0.00	0.00	10,000,000.00	20,324,494.91	20,345,922.31
LOG1 - LOGIC GENERAL Total													
					20,324,494.91	20,345,922.31	20,324,494.91	20,345,922.31	0.00	0.00	10,000,000.00	20,324,494.91	20,345,922.31
LOG8 - LOGIC ROAD & BRIDGE													
State Pool													
LOG8-Logic-Road & Bridge	AR-0035	State Pool	11/10/08	Open	1,023.58	1,024.72	1,023.58	1,024.72	0.00	0.00	1,000,000.00	1,023.58	1,024.72
State Pool Total					1,023.58	1,024.72	1,023.58	1,024.72	0.00	0.00	1,000,000.00	1,023.58	1,024.72
LOG8 - LOGIC ROAD & BRIDGE Total													
					1,023.58	1,024.72	1,023.58	1,024.72	0.00	0.00	1,000,000.00	1,023.58	1,024.72
LOG2 - LOGIC TOLL OPERATIONS													
State Pool													
LOG2-Logic-Toll Rd.Operations	AR-0029	State Pool	11/10/08	Open	1,029.61	1,030.76	1,029.61	1,030.76	0.00	0.00	2,000,000.00	1,029.61	1,030.76
State Pool Total					1,029.61	1,030.76	1,029.61	1,030.76	0.00	0.00	2,000,000.00	1,029.61	1,030.76
LOG2 - LOGIC TOLL OPERATIONS Total													
					1,029.61	1,030.76	1,029.61	1,030.76	0.00	0.00	2,000,000.00	1,029.61	1,030.76
MB04 - MBIA DRAINAGE													
State Pool													

Portfolio Position
Ft. Bend County
Effective Interest - Actual Life
Receipts in Period
09/01/17 - 09/30/17

5

CUSIP	Invest Number	Security Description	Purchase Date	Call Date	Par Value On 09/01/17	Par Value On 09/30/17	Market Val On 09/01/17	Market Val On 09/30/17	Purchase Cost	Sales Proceeds	Original Princ/Cost	Amor Value On 09/01/17	Amor Value On 09/30/17
MB04-MBIA Drainage	AR-0017	State Pool	11/01/08	Open	730,664.94	731,412.50	730,664.94	731,412.50	0.00	0.00	1,267,218.21	730,664.94	731,412.50
State Pool Total					730,664.94	731,412.50	730,664.94	731,412.50	0.00	0.00	1,267,218.21	730,664.94	731,412.50
MB04 - MBIA DRAINAGE Total					<u>730,664.94</u>	<u>731,412.50</u>	<u>730,664.94</u>	<u>731,412.50</u>	<u>0.00</u>	<u>0.00</u>	<u>1,267,218.21</u>	<u>730,664.94</u>	<u>731,412.50</u>
MB02 - MBIA GENERAL													
State Pool													
MB02-MBIA General	AR-0015	State Pool	11/01/08	Open	7,527,262.31	7,534,963.65	7,527,262.31	7,534,963.65	0.00	0.00	17,374,917.83	7,527,262.31	7,534,963.65
State Pool Total					7,527,262.31	7,534,963.65	7,527,262.31	7,534,963.65	0.00	0.00	17,374,917.83	7,527,262.31	7,534,963.65
MB02 - MBIA GENERAL Total					<u>7,527,262.31</u>	<u>7,534,963.65</u>	<u>7,527,262.31</u>	<u>7,534,963.65</u>	<u>0.00</u>	<u>0.00</u>	<u>17,374,917.83</u>	<u>7,527,262.31</u>	<u>7,534,963.65</u>
MB03 - MBIA ROAD & BRIDGE													
State Pool													
MB03-MBIA Road & Bridge	AR-0016	State Pool	11/01/08	Open	50,932.05	50,984.16	50,932.05	50,984.16	0.00	0.00	2,856,438.24	50,932.05	50,984.16
State Pool Total					50,932.05	50,984.16	50,932.05	50,984.16	0.00	0.00	2,856,438.24	50,932.05	50,984.16
MB03 - MBIA ROAD & BRIDGE Total					<u>50,932.05</u>	<u>50,984.16</u>	<u>50,932.05</u>	<u>50,984.16</u>	<u>0.00</u>	<u>0.00</u>	<u>2,856,438.24</u>	<u>50,932.05</u>	<u>50,984.16</u>
MB06 - MBIA TOLL RD OPERATIONS													
State Pool													
MB06-MBIA Toll Rd. Operations	AR-0019	State Pool	11/01/08	Open	8,375,204.57	8,383,773.46	8,375,204.57	8,383,773.46	0.00	0.00	3,143,377.27	8,375,204.57	8,383,773.46
State Pool Total					8,375,204.57	8,383,773.46	8,375,204.57	8,383,773.46	0.00	0.00	3,143,377.27	8,375,204.57	8,383,773.46
MB06 - MBIA TOLL RD OPERATIONS Total					<u>8,375,204.57</u>	<u>8,383,773.46</u>	<u>8,375,204.57</u>	<u>8,383,773.46</u>	<u>0.00</u>	<u>0.00</u>	<u>3,143,377.27</u>	<u>8,375,204.57</u>	<u>8,383,773.46</u>
744 - Mobility Project Bonds 2016													
State Pool													
MB16-MOBILITY BONDS 2016	AR-0045	State Pool	08/31/16	Open	186,960.66	187,151.94	186,960.66	187,151.94	0.00	0.00	30,000,000.00	186,960.66	187,151.94
State Pool Total					186,960.66	187,151.94	186,960.66	187,151.94	0.00	0.00	30,000,000.00	186,960.66	187,151.94
744 - Mobility Project Bonds 2016 Total					<u>186,960.66</u>	<u>187,151.94</u>	<u>186,960.66</u>	<u>187,151.94</u>	<u>0.00</u>	<u>0.00</u>	<u>30,000,000.00</u>	<u>186,960.66</u>	<u>187,151.94</u>
PROS - Prosperity Money Mkt. Accts.													
Money Market													
Prosperity-Money Market Accts.	AR-0009	Money Market	11/30/03	Open	308,330,554.13	281,256,983.93	308,330,554.13	281,256,983.93	0.00	0.00	12,505,577.66	308,330,554.13	281,256,983.93
Money Market Total					308,330,554.13	281,256,983.93	308,330,554.13	281,256,983.93	0.00	0.00	12,505,577.66	308,330,554.13	281,256,983.93
PROS - Prosperity Money Mkt. Accts. Total					<u>308,330,554.13</u>	<u>281,256,983.93</u>	<u>308,330,554.13</u>	<u>281,256,983.93</u>	<u>0.00</u>	<u>0.00</u>	<u>12,505,577.66</u>	<u>308,330,554.13</u>	<u>281,256,983.93</u>
802 - Sr Lien 2016													
State Pool													
MB17 - SR LIEN BOND 2016	AR-0046	State Pool	12/09/16	Open	150,382.16	150,535.99	150,382.16	150,535.99	0.00	0.00	35,000,000.00	150,382.16	150,535.99
State Pool Total					150,382.16	150,535.99	150,382.16	150,535.99	0.00	0.00	35,000,000.00	150,382.16	150,535.99
802 - Sr Lien 2016 Total					<u>150,382.16</u>	<u>150,535.99</u>	<u>150,382.16</u>	<u>150,535.99</u>	<u>0.00</u>	<u>0.00</u>	<u>35,000,000.00</u>	<u>150,382.16</u>	<u>150,535.99</u>
TT05 - TEXAS TERM DRAINAGE													
State Pool													
TT05-TX TERM Drainage	AR-0027	State Pool	11/01/08	Open	337.23	337.51	337.23	337.51	0.00	0.00	109,774.61	337.23	337.51
State Pool Total					337.23	337.51	337.23	337.51	0.00	0.00	109,774.61	337.23	337.51
TT05 - TEXAS TERM DRAINAGE Total					<u>337.23</u>	<u>337.51</u>	<u>337.23</u>	<u>337.51</u>	<u>0.00</u>	<u>0.00</u>	<u>109,774.61</u>	<u>337.23</u>	<u>337.51</u>
TT00 - TEXAS TERM GENERAL													
State Pool													
TT00-TX TERM General	AR-0022	State Pool	11/01/08	Open	1,019.51	1,020.37	1,019.51	1,020.37	0.00	0.00	10,006,437.87	1,019.51	1,020.37
State Pool Total					1,019.51	1,020.37	1,019.51	1,020.37	0.00	0.00	10,006,437.87	1,019.51	1,020.37
TT00 - TEXAS TERM GENERAL Total					<u>1,019.51</u>	<u>1,020.37</u>	<u>1,019.51</u>	<u>1,020.37</u>	<u>0.00</u>	<u>0.00</u>	<u>10,006,437.87</u>	<u>1,019.51</u>	<u>1,020.37</u>
TT04 - TEXAS TERM ROAD & BRIDGE													
State Pool													
TT04-TX TERM Road & Bridge	AR-0026	State Pool	11/01/08	Open	1,016.50	1,017.36	1,016.50	1,017.36	0.00	0.00	10,463.28	1,016.50	1,017.36
State Pool Total					1,016.50	1,017.36	1,016.50	1,017.36	0.00	0.00	10,463.28	1,016.50	1,017.36

Portfolio Position

Ft. Bend County

Effective Interest - Actual Life

Receipts in Period

09/01/17 - 09/30/17

CUSIP	Invest Number	Security Description	Purchase Date	Call Date	Par Value On 09/01/17	Par Value On 09/30/17	Market Val On 09/01/17	Market Val On 09/30/17	Purchase Cost	Sales Proceeds	Original Princ/Cost	Amor Value On 09/01/17	Amor Value On 09/30/17
TT04 - TEXAS TERM ROAD & BRIDGE Total					<u>1,016.50</u>	<u>1,017.36</u>	<u>1,016.50</u>	<u>1,017.36</u>	<u>0.00</u>	<u>0.00</u>	<u>10,463.28</u>	<u>1,016.50</u>	<u>1,017.36</u>
TT02 - TEXAS TERM TOLL OPERATIONS													
State Pool													
TT02-TX TERM Toll Rd. Operation	AR-0024	State Pool	11/01/08	Open	<u>1,018.35</u>	<u>1,019.21</u>	<u>1,018.35</u>	<u>1,019.21</u>	<u>0.00</u>	<u>0.00</u>	<u>0.00</u>	<u>1,018.35</u>	<u>1,019.21</u>
State Pool Total					<u>1,018.35</u>	<u>1,019.21</u>	<u>1,018.35</u>	<u>1,019.21</u>	<u>0.00</u>	<u>0.00</u>	<u>0.00</u>	<u>1,018.35</u>	<u>1,019.21</u>
TT02 - TEXAS TERM TOLL OPERATIONS Total					<u>1,018.35</u>	<u>1,019.21</u>	<u>1,018.35</u>	<u>1,019.21</u>	<u>0.00</u>	<u>0.00</u>	<u>0.00</u>	<u>1,018.35</u>	<u>1,019.21</u>
09 - Temporary Holding													
FFCB													
3133EGYX4	16-0004	FFCB 1.08 07/05/19	07/05/16	Open	<u>8,500,000.00</u>	<u>8,500,000.00</u>	<u>8,446,280.00</u>	<u>8,428,090.00</u>	<u>0.00</u>	<u>0.00</u>	<u>8,500,000.00</u>	<u>8,500,000.00</u>	<u>8,500,000.00</u>
FFCB Total					<u>8,500,000.00</u>	<u>8,500,000.00</u>	<u>8,446,280.00</u>	<u>8,428,090.00</u>	<u>0.00</u>	<u>0.00</u>	<u>8,500,000.00</u>	<u>8,500,000.00</u>	<u>8,500,000.00</u>
FHLMC													
3134G9G76	16-0003	FHLMC 0.80 06/29/18	06/30/16	Open	<u>14,500,000.00</u>	<u>14,500,000.00</u>	<u>14,447,220.00</u>	<u>14,445,190.00</u>	<u>0.00</u>	<u>0.00</u>	<u>14,500,000.00</u>	<u>14,500,000.00</u>	<u>14,500,000.00</u>
3134G9H42	16-0002	FHLMC 0.70 12/29/17	06/30/16	Open	<u>10,000,000.00</u>	<u>10,000,000.00</u>	<u>9,986,200.00</u>	<u>9,987,700.00</u>	<u>0.00</u>	<u>0.00</u>	<u>10,000,000.00</u>	<u>10,000,000.00</u>	<u>10,000,000.00</u>
3137EABA3	16-0001	FHLMC 0.75 04/09/18	06/29/16	Open	<u>6,000,000.00</u>	<u>6,000,000.00</u>	<u>5,985,120.00</u>	<u>5,983,440.00</u>	<u>0.00</u>	<u>0.00</u>	<u>6,007,505.28</u>	<u>6,002,569.43</u>	<u>6,002,216.83</u>
FHLMC Total					<u>30,500,000.00</u>	<u>30,500,000.00</u>	<u>30,418,540.00</u>	<u>30,416,330.00</u>	<u>0.00</u>	<u>0.00</u>	<u>30,507,505.28</u>	<u>30,502,569.43</u>	<u>30,502,216.83</u>
Money Market													
Prosperity-Money Market Accts.	AR-0009	Money Market	11/30/03	Open	<u>0.00</u>	<u>0.00</u>	<u>0.00</u>	<u>0.00</u>	<u>0.00</u>	<u>0.00</u>	<u>0.00</u>	<u>0.00</u>	<u>0.00</u>
Money Market Total					<u>0.00</u>	<u>0.00</u>	<u>0.00</u>	<u>0.00</u>	<u>0.00</u>	<u>0.00</u>	<u>0.00</u>	<u>0.00</u>	<u>0.00</u>
09 - Temporary Holding Total					<u>39,000,000.00</u>	<u>39,000,000.00</u>	<u>38,864,820.00</u>	<u>38,844,420.00</u>	<u>0.00</u>	<u>0.00</u>	<u>39,007,505.28</u>	<u>39,002,569.43</u>	<u>39,002,216.83</u>
Combined Port													
FFCB													
3133EGYX4	16-0004	FFCB 1.08 07/05/19	07/05/16	Open	<u>8,500,000.00</u>	<u>8,500,000.00</u>	<u>8,446,280.00</u>	<u>8,428,090.00</u>	<u>0.00</u>	<u>0.00</u>	<u>8,500,000.00</u>	<u>8,500,000.00</u>	<u>8,500,000.00</u>
FFCB Total					<u>8,500,000.00</u>	<u>8,500,000.00</u>	<u>8,446,280.00</u>	<u>8,428,090.00</u>	<u>0.00</u>	<u>0.00</u>	<u>8,500,000.00</u>	<u>8,500,000.00</u>	<u>8,500,000.00</u>
FHLMC													
3134G9G76	16-0003	FHLMC 0.80 06/29/18	06/30/16	Open	<u>14,500,000.00</u>	<u>14,500,000.00</u>	<u>14,447,220.00</u>	<u>14,445,190.00</u>	<u>0.00</u>	<u>0.00</u>	<u>14,500,000.00</u>	<u>14,500,000.00</u>	<u>14,500,000.00</u>
3134G9H42	16-0002	FHLMC 0.70 12/29/17	06/30/16	Open	<u>10,000,000.00</u>	<u>10,000,000.00</u>	<u>9,986,200.00</u>	<u>9,987,700.00</u>	<u>0.00</u>	<u>0.00</u>	<u>10,000,000.00</u>	<u>10,000,000.00</u>	<u>10,000,000.00</u>
3137EABA3	16-0001	FHLMC 0.75 04/09/18	06/29/16	Open	<u>6,000,000.00</u>	<u>6,000,000.00</u>	<u>5,985,120.00</u>	<u>5,983,440.00</u>	<u>0.00</u>	<u>0.00</u>	<u>6,007,505.28</u>	<u>6,002,569.43</u>	<u>6,002,216.83</u>
FHLMC Total					<u>30,500,000.00</u>	<u>30,500,000.00</u>	<u>30,418,540.00</u>	<u>30,416,330.00</u>	<u>0.00</u>	<u>0.00</u>	<u>30,507,505.28</u>	<u>30,502,569.43</u>	<u>30,502,216.83</u>
Money Market													
Prosperity-Money Market Accts.	AR-0009	Money Market	11/30/03	Open	<u>308,330,554.13</u>	<u>281,256,983.93</u>	<u>308,330,554.13</u>	<u>281,256,983.93</u>	<u>0.00</u>	<u>0.00</u>	<u>12,505,577.66</u>	<u>308,330,554.13</u>	<u>281,256,983.93</u>
Money Market Total					<u>308,330,554.13</u>	<u>281,256,983.93</u>	<u>308,330,554.13</u>	<u>281,256,983.93</u>	<u>0.00</u>	<u>0.00</u>	<u>12,505,577.66</u>	<u>308,330,554.13</u>	<u>281,256,983.93</u>
State Pool													
LOG1-Logic- General	AR-0028	State Pool	11/10/08	Open	<u>20,324,494.91</u>	<u>20,345,922.31</u>	<u>20,324,494.91</u>	<u>20,345,922.31</u>	<u>0.00</u>	<u>0.00</u>	<u>10,000,000.00</u>	<u>20,324,494.91</u>	<u>20,345,922.31</u>
LOG2-Logic-Toll Rd.Operations	AR-0029	State Pool	11/10/08	Open	<u>1,029.61</u>	<u>1,030.76</u>	<u>1,029.61</u>	<u>1,030.76</u>	<u>0.00</u>	<u>0.00</u>	<u>2,000,000.00</u>	<u>1,029.61</u>	<u>1,030.76</u>
LOG5-Logic-Drainage	AR-0032	State Pool	11/10/08	Open	<u>1,023.16</u>	<u>1,024.30</u>	<u>1,023.16</u>	<u>1,024.30</u>	<u>0.00</u>	<u>0.00</u>	<u>500,000.00</u>	<u>1,023.16</u>	<u>1,024.30</u>
LOG8-Logic-Road & Bridge	AR-0035	State Pool	11/10/08	Open	<u>1,023.58</u>	<u>1,024.72</u>	<u>1,023.58</u>	<u>1,024.72</u>	<u>0.00</u>	<u>0.00</u>	<u>1,000,000.00</u>	<u>1,023.58</u>	<u>1,024.72</u>
MB02-MBIA General	AR-0015	State Pool	11/01/08	Open	<u>7,527,262.31</u>	<u>7,534,963.65</u>	<u>7,527,262.31</u>	<u>7,534,963.65</u>	<u>0.00</u>	<u>0.00</u>	<u>17,374,917.83</u>	<u>7,527,262.31</u>	<u>7,534,963.65</u>
MB03-MBIA Road & Bridge	AR-0016	State Pool	11/01/08	Open	<u>50,932.05</u>	<u>50,984.16</u>	<u>50,932.05</u>	<u>50,984.16</u>	<u>0.00</u>	<u>0.00</u>	<u>2,856,438.24</u>	<u>50,932.05</u>	<u>50,984.16</u>
MB04-MBIA Drainage	AR-0017	State Pool	11/01/08	Open	<u>730,664.94</u>	<u>731,412.50</u>	<u>730,664.94</u>	<u>731,412.50</u>	<u>0.00</u>	<u>0.00</u>	<u>1,267,218.21</u>	<u>730,664.94</u>	<u>731,412.50</u>
MB06-MBIA Toll Rd. Operations	AR-0019	State Pool	11/01/08	Open	<u>8,375,204.57</u>	<u>8,383,773.46</u>	<u>8,375,204.57</u>	<u>8,383,773.46</u>	<u>0.00</u>	<u>0.00</u>	<u>3,143,377.27</u>	<u>8,375,204.57</u>	<u>8,383,773.46</u>
MB12-MBIA ESD 100 AGREEMENT	AR-0041	State Pool	08/31/16	Open	<u>932,383.10</u>	<u>933,337.04</u>	<u>932,383.10</u>	<u>933,337.04</u>	<u>0.00</u>	<u>0.00</u>	<u>3,900,000.00</u>	<u>932,383.10</u>	<u>933,337.04</u>
MB13-MBIA ASSISTANCE DIST #1	AR-0042	State Pool	08/31/16	Open	<u>86,167.49</u>	<u>86,255.64</u>	<u>86,167.49</u>	<u>86,255.64</u>	<u>0.00</u>	<u>0.00</u>	<u>10,000,000.00</u>	<u>86,167.49</u>	<u>86,255.64</u>
MB14-MBIA GR PARKWAY OPERATIONS	AR-0043	State Pool	08/31/16	Open	<u>4,569,410.68</u>	<u>4,574,085.77</u>	<u>4,569,410.68</u>	<u>4,574,085.77</u>	<u>0.00</u>	<u>0.00</u>	<u>8,500,000.00</u>	<u>4,569,410.68</u>	<u>4,574,085.77</u>
MB15-FACILITIES BONDS 2016	AR-0044	State Pool	08/31/16	Open	<u>224,328.10</u>	<u>224,557.62</u>	<u>224,328.10</u>	<u>224,557.62</u>	<u>0.00</u>	<u>0.00</u>	<u>30,000,000.00</u>	<u>224,328.10</u>	<u>224,557.62</u>
MB16-MOBILITY BONDS 2016	AR-0045	State Pool	08/31/16	Open	<u>186,960.66</u>	<u>187,151.94</u>	<u>186,960.66</u>	<u>187,151.94</u>	<u>0.00</u>	<u>0.00</u>	<u>30,000,000.00</u>	<u>186,960.66</u>	<u>187,151.94</u>
MB17 - SR LIEN BOND 2016	AR-0046	State Pool	12/09/16	Open	<u>150,382.16</u>	<u>150,535.99</u>	<u>150,382.16</u>	<u>150,535.99</u>	<u>0.00</u>	<u>0.00</u>	<u>35,000,000.00</u>	<u>150,382.16</u>	<u>150,535.99</u>
TT00-TX TERM General	AR-0022	State Pool	11/01/08	Open	<u>1,019.51</u>	<u>1,020.37</u>	<u>1,019.51</u>	<u>1,020.37</u>	<u>0.00</u>	<u>0.00</u>	<u>10,006,437.87</u>	<u>1,019.51</u>	<u>1,020.37</u>

Portfolio Position
Ft. Bend County
 Effective Interest - Actual Life
 Receipts in Period
 09/01/17 - 09/30/17

7

CUSIP	Invest Number	Security Description	Purchase Date	Call Date	Par Value On 09/01/17	Par Value On 09/30/17	Market Val On 09/01/17	Market Val On 09/30/17	Purchase Cost	Sales Proceeds	Original Princ/Cost	Amor Value On 09/01/17	Amor Value On 09/30/17
TT02-TX TERM Toll Rd. Operation	AR-0024	State Pool	11/01/08	Open	1,018.35	1,019.21	1,018.35	1,019.21	0.00	0.00	0.00	1,018.35	1,019.21
TT04-TX TERM Road & Bridge	AR-0026	State Pool	11/01/08	Open	1,016.50	1,017.36	1,016.50	1,017.36	0.00	0.00	10,463.28	1,016.50	1,017.36
TT05-TX TERM Drainage	AR-0027	State Pool	11/01/08	Open	<u>337.23</u>	<u>337.51</u>	<u>337.23</u>	<u>337.51</u>	0.00	0.00	<u>109,774.61</u>	<u>337.23</u>	<u>337.51</u>
State Pool Total					<u>43,164,658.91</u>	<u>43,209,454.31</u>	<u>43,164,658.91</u>	<u>43,209,454.31</u>	<u>0.00</u>	<u>0.00</u>	<u>165,668,627.31</u>	<u>43,164,658.91</u>	<u>43,209,454.31</u>
Combined Port Total					<u>390,495,213.04</u>	<u>363,466,438.24</u>	<u>390,360,033.04</u>	<u>363,310,858.24</u>	<u>0.00</u>	<u>0.00</u>	<u>217,181,710.25</u>	<u>390,497,782.47</u>	<u>363,468,655.07</u>

Earnings and Yields Summary

Ft. Bend County

Effective Interest - Actual Life

Receipts in Period

09/01/17 - 09/30/17

8

Security Description	09/01/17 09/07/17	09/08/17 09/14/17	09/15/17 09/21/17	09/22/17 09/28/17	09/29/17 09/30/17	09/01/17 09/30/17
Combined Port						
FFCB	1,785.00	1,785.00	1,785.00	1,785.00	510.00	7,650.00
FHLMC	4,409.40	4,409.39	4,409.39	4,409.39	1,259.83	18,897.40
Money Market	73,625.16	73,625.15	73,625.15	73,625.15	19,146.34	313,646.95
State Pool	<u>10,446.75</u>	<u>10,446.74</u>	<u>10,446.74</u>	<u>10,446.74</u>	<u>3,008.43</u>	<u>44,795.40</u>
Port Total	<u>90,266.31</u>	<u>90,266.28</u>	<u>90,266.28</u>	<u>90,266.28</u>	<u>23,924.60</u>	<u>384,989.75</u>
Combined Port						
FFCB	1.0800	1.0800	1.0800	1.0800	1.0800	1.0800
FHLMC	0.7434	0.7434	0.7434	0.7434	0.7434	0.7434
Money Market	1.2451	1.2451	1.2451	1.2451	1.1853	1.2413
State Pool	<u>1.2620</u>	<u>1.2620</u>	<u>1.2620</u>	<u>1.2620</u>	<u>1.2713</u>	<u>1.2626</u>
Port Total	<u>1.2036</u>	<u>1.2036</u>	<u>1.2036</u>	<u>1.2036</u>	<u>1.1565</u>	<u>1.2006</u>

Maturity Aging
Ft. Bend County
 Effective Interest - Actual Life
 Receipts in Period
 09/30/17

9

CUSIP	Invest Number	Security Description	Purchase Date	Days to Maturity	Yield Matur
0 - 30 Days					
LOG1-Logic- General	AR-0028	State Pool	11/10/08	1	1.2827
LOG2-Logic-Toll Rd.Operations	AR-0029	State Pool	11/10/08	1	1.2827
LOG5-Logic-Drainage	AR-0032	State Pool	11/10/08	1	1.2827
LOG8-Logic-Road & Bridge	AR-0035	State Pool	11/10/08	1	1.2827
MB02-MBIA General	AR-0015	State Pool	11/01/08	1	1.2500
MB03-MBIA Road & Bridge	AR-0016	State Pool	11/01/08	1	1.2500
MB04-MBIA Drainage	AR-0017	State Pool	11/01/08	1	1.2500
MB06-MBIA Toll Rd. Operations	AR-0019	State Pool	11/01/08	1	1.2500
MB12-MBIA ESD 100 AGREEMENT	AR-0041	State Pool	08/31/16	1	1.2500
MB13-MBIA ASSISTANCE DIST #1	AR-0042	State Pool	08/31/16	1	1.2500
MB14-MBIA GR PARKWAY OPERATIONS	AR-0043	State Pool	08/31/16	1	1.2500
MB15-FACILITIES BONDS 2016	AR-0044	State Pool	08/31/16	1	1.2500
MB16-MOBILITY BONDS 2016	AR-0045	State Pool	08/31/16	1	1.2500
MB17 - SR LIEN BOND 2016	AR-0046	State Pool	12/09/16	1	1.2500
Prosperity-Money Market Accts.	AR-0009	Money Market	11/30/03	1	1.3400
TT00-TX TERM General	AR-0022	State Pool	11/01/08	1	1.0300
TT02-TX TERM Toll Rd. Operation	AR-0024	State Pool	11/01/08	1	1.0300
TT04-TX TERM Road & Bridge	AR-0026	State Pool	11/01/08	1	1.0300
TT05-TX TERM Drainage	AR-0027	State Pool	11/01/08	1	1.0300
0 - 30 Days Total				<u>1</u>	<u>1.3301</u>
61 - 90 Days					
3134G9H42	16-0002	FHLMC 0.70 12/29/17	06/30/16	89	0.7000
61 - 90 Days Total				<u>89</u>	<u>0.7000</u>
181 - 364 Days					
3134G9G76	16-0003	FHLMC 0.80 06/29/18	06/30/16	269	0.8000
3137EAEA3	16-0001	FHLMC 0.75 04/09/18	06/29/16	189	0.6790
181 - 364 Days Total				<u>246</u>	<u>0.7646</u>
1 - 4 Years					
3133EGJX4	16-0004	FFCB 1.08 07/05/19	07/05/16	643	1.0800
1 - 4 Years Total				<u>643</u>	<u>1.0800</u>
Investment Total				<u>33</u>	<u>1.2743</u>

Activity Statement
Ft. Bend County
 Effective Interest - Actual Life
 Receipts in Period
 09/01/17 - 09/30/17

10

Purchase Date	Sale Date	CUSIP	Invest Number	Security Description	Amor Value On 09/01/17	Changes In Principal	Purchase Cost	Sales Proceeds	Purchased Interest	Int/Div Rec In the Perd	Amor Value On 09/30/17
FFCB											
07/05/16	Open	3133EGJX4	16-0004	FFCB 1.08 07/05/19	8,500,000.00	0.00	0.00	0.00	0.00	0.00	8,500,000.00
FFCB Total					<u>8,500,000.00</u>	<u>0.00</u>	<u>0.00</u>	<u>0.00</u>	<u>0.00</u>	<u>0.00</u>	<u>8,500,000.00</u>
FHLMC											
06/29/16	Open	3137EAEA3	16-0001	FHLMC 0.75 04/09/18	6,002,569.43	0.00	0.00	0.00	0.00	0.00	6,002,216.83
06/30/16	Open	3134G9H42	16-0002	FHLMC 0.70 12/29/17	10,000,000.00	0.00	0.00	0.00	0.00	0.00	10,000,000.00
06/30/16	Open	3134G9G76	16-0003	FHLMC 0.80 06/29/18	14,500,000.00	0.00	0.00	0.00	0.00	0.00	14,500,000.00
FHLMC Total					<u>30,502,569.43</u>	<u>0.00</u>	<u>0.00</u>	<u>0.00</u>	<u>0.00</u>	<u>0.00</u>	<u>30,502,216.83</u>
Money Market											
11/30/03	Open	Prosperity-Money Market Accts.	AR-0009	Money Market	308,330,554.13	-27,073,570.20	0.00	0.00	0.00	313,646.95	281,256,983.93
Money Market Total					<u>308,330,554.13</u>	<u>-27,073,570.20</u>	<u>0.00</u>	<u>0.00</u>	<u>0.00</u>	<u>313,646.95</u>	<u>281,256,983.93</u>
State Pool											
11/01/08	Open	MB02-MBIA General	AR-0015	State Pool	7,527,262.31	7,701.34	0.00	0.00	0.00	7,701.34	7,534,963.65
11/01/08	Open	MB03-MBIA Road & Bridge	AR-0016	State Pool	50,932.05	52.11	0.00	0.00	0.00	52.11	50,984.16
11/01/08	Open	MB04-MBIA Drainage	AR-0017	State Pool	730,664.94	747.56	0.00	0.00	0.00	747.56	731,412.50
11/01/08	Open	MB06-MBIA Toll Rd. Operations	AR-0019	State Pool	8,375,204.57	8,568.89	0.00	0.00	0.00	8,568.89	8,383,773.46
11/01/08	Open	TT00-TX TERM General	AR-0022	State Pool	1,019.51	0.86	0.00	0.00	0.00	0.86	1,020.37
11/01/08	Open	TT02-TX TERM Toll Rd. Operation	AR-0024	State Pool	1,018.35	0.86	0.00	0.00	0.00	0.86	1,019.21
11/01/08	Open	TT04-TX TERM Road & Bridge	AR-0026	State Pool	1,016.50	0.86	0.00	0.00	0.00	0.86	1,017.36
11/01/08	Open	TT05-TX TERM Drainage	AR-0027	State Pool	337.23	0.28	0.00	0.00	0.00	0.28	337.51
11/10/08	Open	LOG1-Logic- General	AR-0028	State Pool	20,324,494.91	21,427.40	0.00	0.00	0.00	21,427.40	20,345,922.31
11/10/08	Open	LOG2-Logic-Toll Rd.Operations	AR-0029	State Pool	1,029.61	1.15	0.00	0.00	0.00	1.15	1,030.76
11/10/08	Open	LOG5-Logic-Drainage	AR-0032	State Pool	1,023.16	1.14	0.00	0.00	0.00	1.14	1,024.30
11/10/08	Open	LOG8-Logic-Road & Bridge	AR-0035	State Pool	1,023.58	1.14	0.00	0.00	0.00	1.14	1,024.72
08/31/16	Open	MB12-MBIA ESD 100 AGREEMENT	AR-0041	State Pool	932,383.10	953.94	0.00	0.00	0.00	953.94	933,337.04
08/31/16	Open	MB13-MBIA ASSISTANCE DIST #1	AR-0042	State Pool	86,167.49	88.15	0.00	0.00	0.00	88.15	86,255.64
08/31/16	Open	MB14-MBIA GR PARKWAY OPERATIONS	AR-0043	State Pool	4,569,410.68	4,675.09	0.00	0.00	0.00	4,675.09	4,574,085.77
08/31/16	Open	MB15-FACILITIES BONDS 2016	AR-0044	State Pool	224,328.10	229.52	0.00	0.00	0.00	229.52	224,557.62
08/31/16	Open	MB16-MOBILITY BONDS 2016	AR-0045	State Pool	186,960.66	191.28	0.00	0.00	0.00	191.28	187,151.94
12/09/16	Open	MB17 - SR LIEN BOND 2016	AR-0046	State Pool	150,382.16	153.83	0.00	0.00	0.00	153.83	150,535.99
State Pool Total					<u>43,164,658.91</u>	<u>44,795.40</u>	<u>0.00</u>	<u>0.00</u>	<u>0.00</u>	<u>44,795.40</u>	<u>43,209,454.31</u>
Investment Total					<u>390,497,782.47</u>	<u>-27,028,774.80</u>	<u>0.00</u>	<u>0.00</u>	<u>0.00</u>	<u>358,442.35</u>	<u>363,468,655.07</u>

Interest Accrual
Ft. Bend County
Effective Interest - Actual Life
Receipts in Period
09/01/17 - 09/30/17

CUSIP	Invest Number	Security Description	Purchase Date	Sale Date	Yield Earned	Ending Par Val/Shares	Ending Amor Val/Cost	Purchased Interest	Int/Div Rec In the Perd	Int/Div Accrued In the Perd	PTD Purch Received	Int/Div Rec Purch/Date	Int/Div Accrued Purch/Date		
FFCB															
3133EGJX4	16-0004	FFCB 1.08 07/05/19	07/05/16	Open	1.0800	8,500,000.00	8,500,000.00	0.00	0.00	7,650.00	0.00	0.00	115,515.00		
FFCB Total					<u>1.0800</u>	<u>8,500,000.00</u>	<u>8,500,000.00</u>	<u>0.00</u>	<u>0.00</u>	<u>7,650.00</u>	<u>0.00</u>	<u>0.00</u>	<u>115,515.00</u>		
FHLMC															
3134G9H42	16-0002	FHLMC 0.70 12/29/17	06/30/16	Open	0.7000	10,000,000.00	10,000,000.00	0.00	0.00	5,833.33	0.00	0.00	87,694.44		
3137EAEA3	16-0001	FHLMC 0.75 04/09/18	06/29/16	Open	0.6790	6,000,000.00	6,002,216.83	0.00	0.00	3,750.00	0.00	0.00	56,500.00		
3134G9G76	16-0003	FHLMC 0.80 06/29/18	06/30/16	Open	0.8000	14,500,000.00	14,500,000.00	0.00	0.00	9,666.67	0.00	0.00	145,322.22		
FHLMC Total					<u>0.7434</u>	<u>30,500,000.00</u>	<u>30,502,216.83</u>	<u>0.00</u>	<u>0.00</u>	<u>19,250.00</u>	<u>0.00</u>	<u>0.00</u>	<u>289,516.66</u>		
Money Market															
Prosperity-Money Market Accts.			AR-0009	Money Market	11/30/03	Open	1.2413	281,256,983.93	281,256,983.93	0.00	313,646.95	0.00	0.00	26,893,559.40	0.00
Money Market Total					<u>1.2413</u>	<u>281,256,983.93</u>	<u>281,256,983.93</u>	<u>0.00</u>	<u>313,646.95</u>	<u>0.00</u>	<u>0.00</u>	<u>26,893,559.40</u>	<u>0.00</u>		
State Pool															
MB02-MBIA General	AR-0015	State Pool	11/01/08	Open	1.2448	7,534,963.65	7,534,963.65	0.00	7,701.34	0.00	0.00	264,314.02	0.00		
MB03-MBIA Road & Bridge	AR-0016	State Pool	11/01/08	Open	1.2448	50,984.16	50,984.16	0.00	52.11	0.00	0.00	91,723.31	0.00		
MB04-MBIA Drainage	AR-0017	State Pool	11/01/08	Open	1.2448	731,412.50	731,412.50	0.00	747.56	0.00	0.00	88,740.41	0.00		
MB06-MBIA Toll Rd. Operations	AR-0019	State Pool	11/01/08	Open	1.2448	8,383,773.46	8,383,773.46	0.00	8,568.89	0.00	0.00	99,710.26	0.00		
TT00-TX TERM General	AR-0022	State Pool	11/01/08	Open	1.0263	1,020.37	1,020.37	0.00	0.86	0.00	0.00	21,405.14	0.00		
TT02-TX TERM Toll Rd. Operation	AR-0024	State Pool	11/01/08	Open	1.0275	1,019.21	1,019.21	0.00	0.86	0.00	0.00	17,949.11	0.00		
TT04-TX TERM Road & Bridge	AR-0026	State Pool	11/01/08	Open	1.0293	1,017.36	1,017.36	0.00	0.86	0.00	0.00	8,224.64	0.00		
TT05-TX TERM Drainage	AR-0027	State Pool	11/01/08	Open	1.0102	337.51	337.51	0.00	0.28	0.00	0.00	5,016.78	0.00		
LOG1-Logic- General	AR-0028	State Pool	11/10/08	Open	1.2826	20,345,922.31	20,345,922.31	0.00	21,427.40	0.00	0.00	394,927.89	0.00		
LOG2-Logic-Toll Rd.Operations	AR-0029	State Pool	11/10/08	Open	1.3589	1,030.76	1,030.76	0.00	1.15	0.00	0.00	62,361.84	0.00		
LOG5-Logic-Drainage	AR-0032	State Pool	11/10/08	Open	1.3556	1,024.30	1,024.30	0.00	1.14	0.00	0.00	3,268.07	0.00		
LOG8-Logic-Road & Bridge	AR-0035	State Pool	11/10/08	Open	1.3550	1,024.72	1,024.72	0.00	1.14	0.00	0.00	6,512.24	0.00		
MB12-MBIA ESD 100 AGREEMENT	AR-0041	State Pool	08/31/16	Open	1.2448	933,337.04	933,337.04	0.00	953.94	0.00	0.00	33,337.04	0.00		
MB13-MBIA ASSISTANCE DIST #1	AR-0042	State Pool	08/31/16	Open	1.2446	86,255.64	86,255.64	0.00	88.15	0.00	0.00	86,255.64	0.00		
MB14-MBIA GR PARKWAY OPERATIONS	AR-0043	State Pool	08/31/16	Open	1.2448	4,574,085.77	4,574,085.77	0.00	4,675.09	0.00	0.00	74,080.29	0.00		
MB15-FACILITIES BONDS 2016	AR-0044	State Pool	08/31/16	Open	1.2448	224,557.62	224,557.62	0.00	229.52	0.00	0.00	224,538.29	0.00		
MB16-MOBILITY BONDS 2016	AR-0045	State Pool	08/31/16	Open	1.2447	187,151.94	187,151.94	0.00	191.28	0.00	0.00	187,151.94	0.00		
MB17 - SR LIEN BOND 2016	AR-0046	State Pool	12/09/16	Open	1.2445	150,535.99	150,535.99	0.00	153.83	0.00	0.00	150,535.99	0.00		
State Pool Total					<u>1.2626</u>	<u>43,209,454.31</u>	<u>43,209,454.31</u>	<u>0.00</u>	<u>44,795.40</u>	<u>0.00</u>	<u>0.00</u>	<u>1,820,052.90</u>	<u>0.00</u>		
Investment Total					<u>1.2006</u>	<u>363,466,438.24</u>	<u>363,468,655.07</u>	<u>0.00</u>	<u>358,442.35</u>	<u>26,900.00</u>	<u>0.00</u>	<u>28,713,612.30</u>	<u>405,031.66</u>		

Premium/Discount Amortization
Ft. Bend County
Effective Interest - Actual Life
Receipts in Period
09/01/17 - 09/30/17

12

CUSIP	Invest Number	Security Description	Purchase Date	Amortiz Date	Yield Earned	Beginning Par Val/Shares	Beginning Unamor Val/Cost	Premium Discount	Ending Par Val/Shares	Ending Amor Val/Cost	Unamor Prem/Dscnt	Amortization In the Perd	Amortization Purch/Date
FFCB													
3133EGJX4	16-0004	FFCB 1.08 07/05/19	07/05/16	07/05/19	1.0800	8,500,000.00	8,500,000.00	0.00	8,500,000.00	8,500,000.00	0.00	0.00	0.00
FFCB Total						<u>1.0800</u>	<u>8,500,000.00</u>	<u>8,500,000.00</u>	<u>0.00</u>	<u>8,500,000.00</u>	<u>8,500,000.00</u>	<u>0.00</u>	<u>0.00</u>
FHLMC													
3134G9H42	16-0002	FHLMC 0.70 12/29/17	06/30/16	12/29/17	0.7000	10,000,000.00	10,000,000.00	0.00	10,000,000.00	10,000,000.00	0.00	0.00	0.00
3137EAEA3	16-0001	FHLMC 0.75 04/09/18	06/29/16	04/09/18	0.6790	6,000,000.00	6,007,505.28	-7,505.28	6,000,000.00	6,002,216.83	-2,216.83	-352.60	-5,288.45
3134G9G76	16-0003	FHLMC 0.80 06/29/18	06/30/16	06/29/18	0.8000	14,500,000.00	14,500,000.00	0.00	14,500,000.00	14,500,000.00	0.00	0.00	0.00
FHLMC Total						<u>0.7434</u>	<u>30,500,000.00</u>	<u>30,507,505.28</u>	<u>-7,505.28</u>	<u>30,500,000.00</u>	<u>30,502,216.83</u>	<u>-2,216.83</u>	<u>-352.60</u>
Money Market													
Prosperity-Money Market Accts.		AR-0009	Money Market	11/30/03	Open	1.2413	308,330,554.13	308,330,554.13	0.00	281,256,983.93	281,256,983.93	0.00	0.00
Money Market Total						<u>1.2413</u>	<u>308,330,554.13</u>	<u>308,330,554.13</u>	<u>0.00</u>	<u>281,256,983.93</u>	<u>281,256,983.93</u>	<u>0.00</u>	<u>0.00</u>
State Pool													
MB02-MBIA General	AR-0015	State Pool	11/01/08	Open	1.2448	7,527,262.31	7,527,262.31	0.00	7,534,963.65	7,534,963.65	0.00	0.00	0.00
MB03-MBIA Road & Bridge	AR-0016	State Pool	11/01/08	Open	1.2448	50,932.05	50,932.05	0.00	50,984.16	50,984.16	0.00	0.00	0.00
MB04-MBIA Drainage	AR-0017	State Pool	11/01/08	Open	1.2448	730,664.94	730,664.94	0.00	731,412.50	731,412.50	0.00	0.00	0.00
MB06-MBIA Toll Rd. Operations	AR-0019	State Pool	11/01/08	Open	1.2448	8,375,204.57	8,375,204.57	0.00	8,383,773.46	8,383,773.46	0.00	0.00	0.00
TT00-TX TERM General	AR-0022	State Pool	11/01/08	Open	1.0263	1,019.51	1,019.51	0.00	1,020.37	1,020.37	0.00	0.00	0.00
TT02-TX TERM Toll Rd. Operation	AR-0024	State Pool	11/01/08	Open	1.0275	1,018.35	1,018.35	0.00	1,019.21	1,019.21	0.00	0.00	0.00
TT04-TX TERM Road & Bridge	AR-0026	State Pool	11/01/08	Open	1.0293	1,016.50	1,016.50	0.00	1,017.36	1,017.36	0.00	0.00	0.00
TT05-TX TERM Drainage	AR-0027	State Pool	11/01/08	Open	1.0102	337.23	337.23	0.00	337.51	337.51	0.00	0.00	0.00
LOG1-Logic- General	AR-0028	State Pool	11/10/08	Open	1.2826	20,324,494.91	20,324,494.91	0.00	20,345,922.31	20,345,922.31	0.00	0.00	0.00
LOG2-Logic-Toll Rd.Operations	AR-0029	State Pool	11/10/08	Open	1.3589	1,029.61	1,029.61	0.00	1,030.76	1,030.76	0.00	0.00	0.00
LOG5-Logic-Drainage	AR-0032	State Pool	11/10/08	Open	1.3556	1,023.16	1,023.16	0.00	1,024.30	1,024.30	0.00	0.00	0.00
LOG8-Logic-Road & Bridge	AR-0035	State Pool	11/10/08	Open	1.3550	1,023.58	1,023.58	0.00	1,024.72	1,024.72	0.00	0.00	0.00
MB12-MBIA ESD 100 AGREEMENT	AR-0041	State Pool	08/31/16	Open	1.2448	932,383.10	932,383.10	0.00	933,337.04	933,337.04	0.00	0.00	0.00
MB13-MBIA ASSISTANCE DIST #1	AR-0042	State Pool	08/31/16	Open	1.2446	86,167.49	86,167.49	0.00	86,255.64	86,255.64	0.00	0.00	0.00
MB14-MBIA GR PARKWAY OPERATIONS	AR-0043	State Pool	08/31/16	Open	1.2448	4,569,410.68	4,569,410.68	0.00	4,574,085.77	4,574,085.77	0.00	0.00	0.00
MB15-FACILITIES BONDS 2016	AR-0044	State Pool	08/31/16	Open	1.2448	224,328.10	224,328.10	0.00	224,557.62	224,557.62	0.00	0.00	0.00
MB16-MOBILITY BONDS 2016	AR-0045	State Pool	08/31/16	Open	1.2447	186,960.66	186,960.66	0.00	187,151.94	187,151.94	0.00	0.00	0.00
MB17 - SR LIEN BOND 2016	AR-0046	State Pool	12/09/16	Open	1.2445	150,382.16	150,382.16	0.00	150,535.99	150,535.99	0.00	0.00	0.00
State Pool Total						<u>1.2626</u>	<u>43,164,658.91</u>	<u>43,164,658.91</u>	<u>0.00</u>	<u>43,209,454.31</u>	<u>43,209,454.31</u>	<u>0.00</u>	<u>0.00</u>
Investment Total						<u>1.2006</u>	<u>390,495,213.04</u>	<u>390,502,718.32</u>	<u>-7,505.28</u>	<u>363,466,438.24</u>	<u>363,468,655.07</u>	<u>-2,216.83</u>	<u>-352.60</u>

Open Investments

Ft. Bend County

Effective Interest - Actual Life

Receipts in Period

09/30/17

13

CUSIP	Invest Number	Security Description	Invest Class	Purchase Date	Call Date	Purchase Institut	SafeKeep Institut	Issuing Institut	Yield Matur	Yield Call	Original Unit Cost	Original Par Val/Shares	Original Princ/Cost	Orig Prem Discount	Ending Unit Price	Ending Par Val/Shares	Ending Amor Val/Cost	Unamor Prem/Dscnt
FFCB																		
3133BGTX4	16-0004	FFCB 1.08 07/05/19		07/05/16	Open	700	100	None	1.0800	1.0800	1.000000	8,500,000.00	8,500,000.00	0.00	1.000000	8,500,000.00	8,500,000.00	0.00
FFCB Total									<u>1.0800</u>	<u>1.0800</u>	<u>1.000000</u>	<u>8,500,000.00</u>	<u>8,500,000.00</u>	<u>0.00</u>	<u>1.000000</u>	<u>8,500,000.00</u>	<u>8,500,000.00</u>	<u>0.00</u>
FHLMC																		
3134G9H42	16-0002	FHLMC 0.70 12/29/17		06/30/16	Open	700	100	None	0.7000	0.7000	1.000000	10,000,000.00	10,000,000.00	0.00	1.000000	10,000,000.00	10,000,000.00	0.00
3137EAEA3	16-0001	FHLMC 0.75 04/09/18		06/29/16	Open	700	100	None	0.6790	0.6790	1.001251	6,000,000.00	6,007,505.28	-7,505.28	1.000369	6,000,000.00	6,002,216.83	-2,216.83
3134G9G76	16-0003	FHLMC 0.80 06/29/18		06/30/16	Open	1200	100	None	0.8000	0.8000	1.000000	14,500,000.00	14,500,000.00	0.00	1.000000	14,500,000.00	14,500,000.00	0.00
FHLMC Total									<u>0.7434</u>	<u>0.7434</u>	<u>1.000246</u>	<u>30,500,000.00</u>	<u>30,507,505.28</u>	<u>-7,505.28</u>	<u>1.000073</u>	<u>30,500,000.00</u>	<u>30,502,216.83</u>	<u>-2,216.83</u>
Money Market																		
Prosperity-Money Market Accts.	AR-0009	Money Market		11/30/03	Open	100	100	100	1.3400	1.3400	1.000000	12,505,577.66	12,505,577.66	0.00	1.000000	281,256,983.93	281,256,983.93	0.00
Money Market Total									<u>1.3400</u>	<u>1.3400</u>	<u>1.000000</u>	<u>12,505,577.66</u>	<u>12,505,577.66</u>	<u>0.00</u>	<u>1.000000</u>	<u>281,256,983.93</u>	<u>281,256,983.93</u>	<u>0.00</u>
State Pool																		
MB02-MBIA General	AR-0015	State Pool		11/01/08	Open	2000	2000	2000	1.2500	1.2500	1.000000	17,374,917.83	17,374,917.83	0.00	1.000000	7,534,963.65	7,534,963.65	0.00
MB03-MBIA Road & Bridge	AR-0016	State Pool		11/01/08	Open	2000	2000	2000	1.2500	1.2500	1.000000	2,856,438.24	2,856,438.24	0.00	1.000000	50,984.16	50,984.16	0.00
MB04-MBIA Drainage	AR-0017	State Pool		11/01/08	Open	2000	2000	2000	1.2500	1.2500	1.000000	1,267,218.21	1,267,218.21	0.00	1.000000	731,412.50	731,412.50	0.00
MB06-MBIA Toll Rd. Operations	AR-0019	State Pool		11/01/08	Open	2000	2000	2000	1.2500	1.2500	1.000000	3,143,377.27	3,143,377.27	0.00	1.000000	8,383,773.46	8,383,773.46	0.00
TT00-TX TERM General	AR-0022	State Pool		11/01/08	Open	2005	2005	2005	1.0300	1.0300	1.000000	10,006,437.87	10,006,437.87	0.00	1.000000	1,020.37	1,020.37	0.00
TT02-TX TERM Toll Rd. Operation	AR-0024	State Pool		11/01/08	Open	2005	2005	2005	1.0300	1.0300	0.000000	0.00	0.00	0.00	1.000000	1,019.21	1,019.21	0.00
TT04-TX TERM Road & Bridge	AR-0026	State Pool		11/01/08	Open	2005	2005	2005	1.0300	1.0300	1.000000	10,463.28	10,463.28	0.00	1.000000	1,017.36	1,017.36	0.00
TT05-TX TERM Drainage	AR-0027	State Pool		11/01/08	Open	2005	2005	2005	1.0300	1.0300	1.000000	109,774.61	109,774.61	0.00	1.000000	337.51	337.51	0.00
LOG1-Logic- General	AR-0028	State Pool		11/10/08	Open	200	200	200	1.2827	1.2827	1.000000	10,000,000.00	10,000,000.00	0.00	1.000000	20,345,922.31	20,345,922.31	0.00
LOG2-Logic-Toll Rd.Operations	AR-0029	State Pool		11/10/08	Open	200	200	200	1.2827	1.2827	1.000000	2,000,000.00	2,000,000.00	0.00	1.000000	1,030.76	1,030.76	0.00
LOG5-Logic-Drainage	AR-0032	State Pool		11/10/08	Open	200	200	200	1.2827	1.2827	1.000000	500,000.00	500,000.00	0.00	1.000000	1,024.30	1,024.30	0.00
LOG8-Logic-Road & Bridge	AR-0035	State Pool		11/10/08	Open	200	200	200	1.2827	1.2827	1.000000	1,000,000.00	1,000,000.00	0.00	1.000000	1,024.72	1,024.72	0.00
MB12-MBIA ESD 100 AGREEMENT	AR-0041	State Pool		08/31/16	Open	2000	2000	2000	1.2500	1.2500	1.000000	3,900,000.00	3,900,000.00	0.00	1.000000	933,337.04	933,337.04	0.00
MB13-MBIA ASSISTANCE DIST #1	AR-0042	State Pool		08/31/16	Open	2000	2000	2000	1.2500	1.2500	1.000000	10,000,000.00	10,000,000.00	0.00	1.000000	86,255.64	86,255.64	0.00
MB14-MBIA GR PARKWAY OPERATIONS	AR-0043	State Pool		08/31/16	Open	2000	2000	2000	1.2500	1.2500	1.000000	8,500,000.00	8,500,000.00	0.00	1.000000	4,574,085.77	4,574,085.77	0.00
MB15-FACILITIES BONDS 2016	AR-0044	State Pool		08/31/16	Open	2000	2000	2000	1.2500	1.2500	1.000000	30,000,000.00	30,000,000.00	0.00	1.000000	224,557.62	224,557.62	0.00
MB16-MOBILITY BONDS 2016	AR-0045	State Pool		08/31/16	Open	2000	2000	2000	1.2500	1.2500	1.000000	30,000,000.00	30,000,000.00	0.00	1.000000	187,151.94	187,151.94	0.00
MB17 - SR LIEN BOND 2016	AR-0046	State Pool		12/09/16	Open	2000	2000	2000	1.2500	1.2500	1.000000	35,000,000.00	35,000,000.00	0.00	1.000000	150,535.99	150,535.99	0.00
State Pool Total									<u>1.2654</u>	<u>1.2654</u>	<u>1.000000</u>	<u>165,668,627.31</u>	<u>165,668,627.31</u>	<u>0.00</u>	<u>1.000000</u>	<u>43,209,454.31</u>	<u>43,209,454.31</u>	<u>0.00</u>
Investment Total									<u>1.2743</u>	<u>1.2743</u>	<u>1.000035</u>	<u>217,174,204.97</u>	<u>217,181,710.25</u>	<u>-7,505.28</u>	<u>1.000006</u>	<u>363,466,438.24</u>	<u>363,468,655.07</u>	<u>-2,216.83</u>

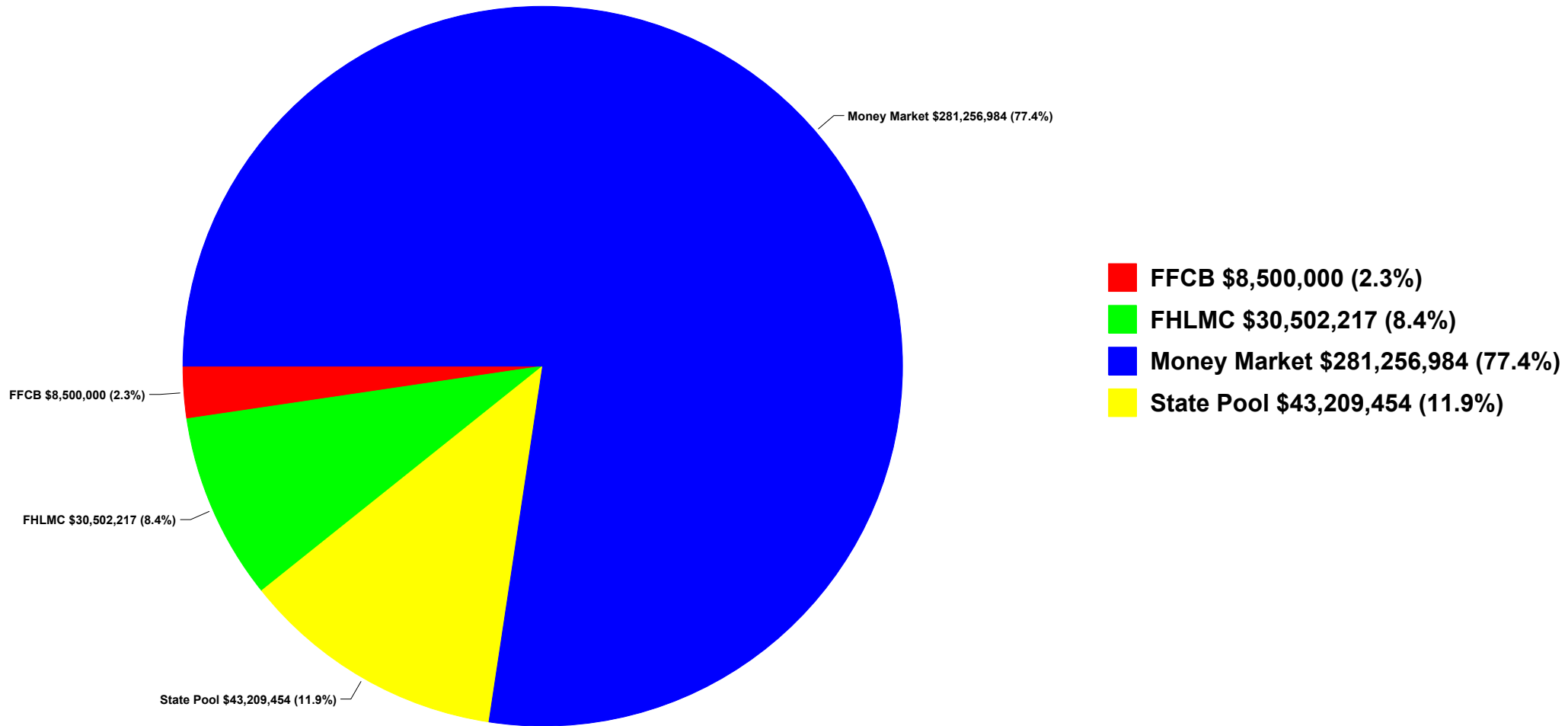
Open Investments

Ft. Bend County

Effective Interest - Actual Life
Receipts in Period
09/30/17

By Security

Open Investments \$363,468,655



FBC INVESTMENT TRAILING 12 MONTHS

Open Investments		FARMERS MAC DN	FFCB	FHLB	FHLMC	FNMA	FNMA DISCOUNT NOTE	State Pool	Prosperity Money Market	Prosperity - Invst. Acct.
\$ 355,512,703	9/30/2016	\$ -	\$ 8,500,000	\$ -	\$ 30,506,440	\$ -	\$ -	\$ 106,157,420	\$ 210,348,843	\$ -
\$ 329,384,202	10/31/2016	\$ -	\$ 8,500,000	\$ -	\$ 30,506,440	\$ -	\$ -	\$ 106,231,840	\$ 184,144,857	\$ -
\$ 304,497,868	11/30/2016	\$ -	\$ 8,500,000	\$ -	\$ 30,505,738	\$ -	\$ -	\$ 106,304,648	\$ 159,187,483	\$ -
\$ 325,572,163	12/31/2016	\$ -	\$ 8,500,000	\$ -	\$ 30,505,386	\$ -	\$ -	\$ 137,401,990	\$ 149,164,787	\$ -
\$ 457,937,770	1/31/2017	\$ -	\$ 8,500,000	\$ -	\$ 30,505,035	\$ -	\$ -	\$ 195,548,001	\$ 223,384,734	\$ -
\$ 483,201,357	2/28/2017	\$ -	\$ 8,500,000	\$ -	\$ 30,504,684	\$ -	\$ -	\$ 298,250,107	\$ 145,946,566	\$ -
\$ 432,895,111	3/31/2017	\$ -	\$ 8,500,000	\$ -	\$ 30,504,332	\$ -	\$ -	\$ 265,491,332	\$ 128,399,447	\$ -
\$ 410,513,079	4/30/2017	\$ -	\$ 8,500,000	\$ -	\$ 30,503,980	\$ -	\$ -	\$ 235,712,333	\$ 135,796,767	\$ -
\$ 385,021,459	5/31/2017	\$ -	\$ 8,500,000	\$ -	\$ 30,503,627	\$ -	\$ -	\$ 221,919,910	\$ 124,097,921	\$ -
\$ 371,392,441	6/30/2017	\$ -	\$ 8,500,000	\$ -	\$ 30,503,275	\$ -	\$ -	\$ 43,074,829	\$ 289,314,337	\$ -
\$ 445,969,515	7/31/2017	\$ -	\$ 8,500,000	\$ -	\$ 30,502,922	\$ -	\$ -	\$ 43,119,051	\$ 363,847,542	\$ -
\$ 390,497,782	8/31/2017	\$ -	\$ 8,500,000	\$ -	\$ 30,502,569	\$ -	\$ -	\$ 43,164,659	\$ 308,330,554	\$ -
\$ 363,468,655	9/30/2017	\$ -	\$ 8,500,000	\$ -	\$ 30,502,217	\$ -	\$ -	\$ 43,209,454	\$ 281,256,984	\$ -

Wendt, Sandra

From: Laura Turner (111) <Laura.Turner@prosperitybankusa.com>
Sent: Tuesday, September 05, 2017 11:30 AM
To: Brogdon, Jennifer; Segura, Maria; Elster, Melissa; Schultz, Patsy; Wendt, Sandra
Subject: September interest rate

In accordance to the Depository bid, the variable interest rate for the month of September will reflect the change in the 91 day T-bill rate. The 91 day T-bill investment rate is 1.037%. Rate paid will be 1.327% (1.037% + .29) on the General Fund and all other accounts.

Laura Turner 

Assistant Vice President

Lending Assistant

Prosperity Bank

Sugar Land Banking Center

14060 Southwest Freeway

Sugar Land, TX 77478

Phone: 281-269-7200

Direct: 281-269-7254

Fax: 281-269-7108

Email: laura.turner@prosperitybankusa.com

NYSE: PB

**Handy information should the need arise.....**

281-242-4762 Fastline

1.866.985.2273 To Activate & Pin your Debit Card

1.800.684.2132 Report your card Lost/Stolen ATM/Debit Card

1.800.531.1401 Customer Service Center Mon-->Fri. 7am-7pm & Sat. 9am-5pm (can also assist with debit card issues).

 Please consider the environment before printing this e-mail - think Green 



Daily Rates

September 2017

TXCLASS

Average Monthly Yield: 1.25%

Date	Dividend Rate	Annual Yield
01-Sep-17	0.000033836	1.24%
02-Sep-17	0.000033836	1.24%
03-Sep-17	0.000033836	1.24%
04-Sep-17	0.000033836	1.24%
05-Sep-17	0.000033536	1.23%
06-Sep-17	0.000033838	1.24%
07-Sep-17	0.000033899	1.24%
08-Sep-17	0.000034112	1.25%
09-Sep-17	0.000034112	1.25%
10-Sep-17	0.000034112	1.25%
11-Sep-17	0.000034112	1.25%
12-Sep-17	0.000034112	1.25%
13-Sep-17	0.000034082	1.25%
14-Sep-17	0.000034113	1.25%
15-Sep-17	0.000034112	1.25%
16-Sep-17	0.000034112	1.25%
17-Sep-17	0.000034112	1.25%
18-Sep-17	0.000034201	1.25%
19-Sep-17	0.000034186	1.25%
20-Sep-17	0.000034219	1.25%
21-Sep-17	0.000034248	1.25%
22-Sep-17	0.000034267	1.25%
23-Sep-17	0.000034267	1.25%
24-Sep-17	0.000034267	1.25%
25-Sep-17	0.000033970	1.24%
26-Sep-17	0.000034112	1.25%
27-Sep-17	0.000034112	1.25%
28-Sep-17	0.000034309	1.26%
29-Sep-17	0.000034386	1.26%
30-Sep-17	0.000034386	1.26%

Current Rates:

As of September 30, 2017

Current Yield¹	<u>1.03%</u>
One-Day Yield¹	<u>1.04%</u>
Allocation Factor¹	<u>0.000028432</u>

Historical Rates

Monthly Distribution Yields²

	<u>2008</u>	<u>2009</u>	<u>2010</u>	<u>2011</u>	<u>2012</u>	<u>2013</u>	<u>2014</u>	<u>2015</u>	<u>2016</u>	<u>2017</u>
January	4.27%	1.14%	0.17%	0.14%	0.08%	0.12%	0.04%	0.07%	0.35%	0.58%
February	3.57%	0.83%	0.17%	0.17%	0.10%	0.10%	0.04%	0.08%	0.39%	0.59%
March	2.98%	0.74%	0.18%	0.14%	0.10%	0.10%	0.04%	0.09%	0.41%	0.66%
April	2.51%	0.63%	0.19%	0.10%	0.10%	0.08%	0.04%	0.09%	0.42%	0.75%
May	2.36%	0.55%	0.19%	0.09%	0.12%	0.08%	0.04%	0.09%	0.43%	0.76%
June	2.26%	0.50%	0.21%	0.09%	0.13%	0.05%	0.04%	0.09%	0.44%	0.85%
July	2.29%	0.42%	0.23%	0.06%	0.13%	0.05%	0.05%	0.10%	0.45%	0.96%
August	2.39%	0.41%	0.24%	0.08%	0.13%	0.05%	0.06%	0.11%	0.47%	1.00%
September	2.38%	0.37%	0.21%	0.07%	0.13%	0.05%	0.06%	0.13%	0.50%	1.03%
October	2.65%	0.27%	0.19%	0.07%	0.13%	0.04%	0.06%	0.15%	0.47%	
November	2.13%	0.26%	0.17%	0.08%	0.13%	0.04%	0.06%	0.15%	0.45%	
December	1.79%	0.23%	0.15%	0.11%	0.13%	0.04%	0.07%	0.23%	0.50%	

**Call Toll-Free
1-866-TEX-TERM**

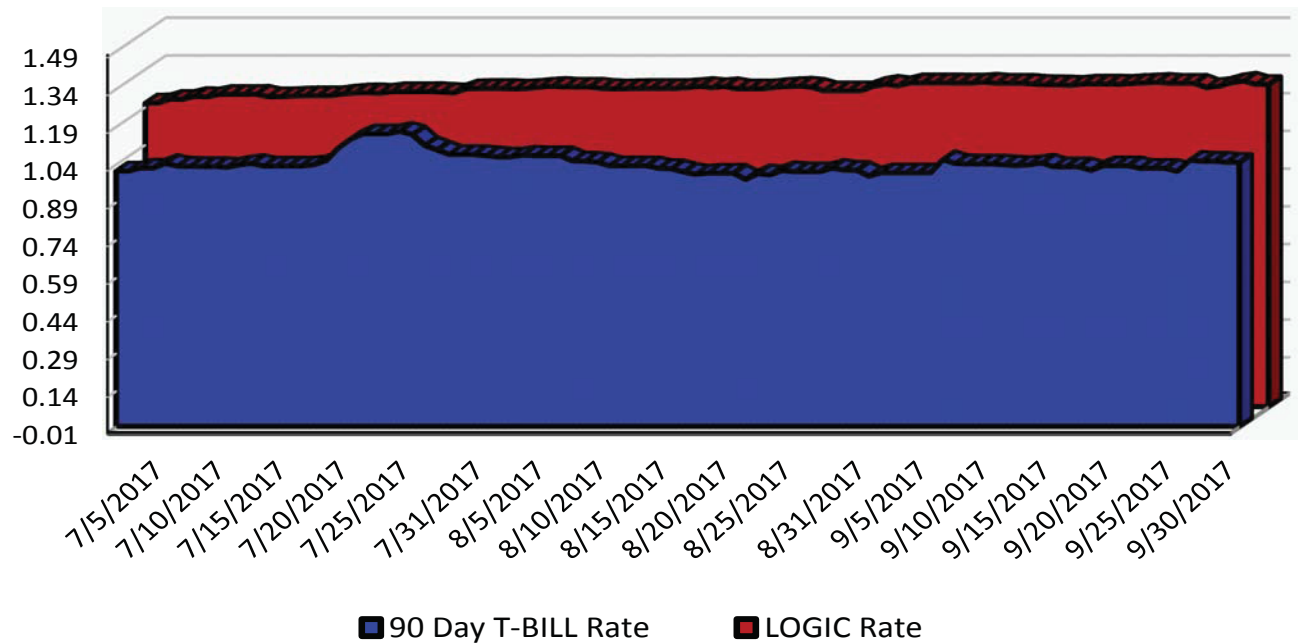
Past performance is not indicative of future results and yields may vary.

(1) The current yield, which is also known as the current annualized yield or current seven-day yield, represents the net change, exclusive of capital changes and income other than investment income, in the value of a hypothetical account with a balance of one share (normally \$1.00 per share) over a seven-day base period expressed as a percentage of the value of one share at the beginning of the seven-day period. This resulting net change in account value is then annualized by multiplying it by 365 and dividing the result by 7. The yields shown may reflect fee waivers by service providers that subsidize and reduce the total operating expenses of the TexasDAILY portfolio. Portfolio yields would be lower if there were no such waivers. The allocation factor represents the daily net income dividend declared by the TexasDAILY portfolio divided by the portfolio's daily net assets. The one-day yield represents the allocation factor of the TexasDAILY portfolio divided by the daily net asset value per share (normally \$1.00) multiplied by 365. Unlike the current yield—which excludes capital changes and income other than investment income—the allocation factor and one-day yield are inclusive of capital changes and any income other than investment income.

(2) The monthly distribution yield represents the sum of a month's one-day allocation factors divided by the number of days in that month, and multiplied by 365. The yields shown may reflect fee waivers by service providers that subsidize and reduce the total operating expenses of the TexasDAILY portfolio. Portfolio yields would be lower if there were no such waivers.

*This information is for institutional investor use only, not for further distribution to retail investors, and does not represent an offer to sell or a solicitation of an offer to buy or sell any fund or other security. Investors should consider the Pool's investment objectives, risks, charges and expenses before investing. This and other information about the Pool is available in the Pool's Information Statement, which should be read carefully before investing. A copy of the Pool's Information Statement may be obtained by calling 1-866-839-8376 or is available on the Pool's website at www.texasterm.net. While TexasDAILY seeks to maintain a stable net asset value of \$1.00 per share and TexasTERM seeks to achieve a net asset value of \$1.00 per share at its stated maturity, it is possible to lose money investing in the Pool. An investment in the Pool is not insured or guaranteed by the Federal Deposit Insurance Corporation or any other government agency. Shares of the Pool are distributed by **PFM Fund Distributors, Inc.**, member Financial Industry Regulatory Authority (FINRA) (www.finra.org) and Securities Investor Protection Corporation (SIPC) (www.sipc.org). PFM Fund Distributors, Inc. is a wholly owned subsidiary of PFM Asset Management LLC.*

LOGIC versus 90-Day Treasury Bill



This material is for information purposes only. This information does not represent an offer to buy or sell a security. The above rate information is obtained from sources that are believed to be reliable; however, its accuracy or completeness September be subject to change. The LOGIC management fee be waived in full or in part at the discretion of the LOGIC co-administrators and the LOGIC rate for the period shown reflects waiver of fees. This table represents historical investment performance/return to the customer, net of fees, and is not an indication of future performance. An investment in the security is not insured or guaranteed by the Federal Deposit Insurance Corporation or any other government agency. Although the issuer seeks to preserve the value of an investment at \$1.00 per share, it is possible to lose money by investing in the security. Information about these and other program details are in the fund's Information Statement which should be read carefully before investing. The yield on the 90-Day Treasury Bill ("T-Bill Yield") is shown for comparative purposes only. When comparing the investment returns of the LOGIC pool to the T-Bill Yield, you should know that the LOGIC pool consist of allocations of specific diversified securities as detailed in the respective Information Statements. The T-Bill Yield is taken from Bloomberg Finance L.P. and represents the daily closing yield on the then current 90-day T-Bill.

Daily Summary for September 2017

Date	Mny Mkt Fund Equiv. [SEC Std.]	Daily Allocation Factor	LOGIC Invested Balance	Market Value Per Share	WAM Days (1)*	WAM Days (2)*
9/1/2017	1.2859%	0.000035229	\$5,886,904,073.79	1.000055	35	77
9/2/2017	1.2859%	0.000035229	\$5,886,904,073.79	1.000055	35	77
9/3/2017	1.2859%	0.000035229	\$5,886,904,073.79	1.000055	35	77
9/4/2017	1.2859%	0.000035229	\$5,886,904,073.79	1.000055	35	77
9/5/2017	1.2852%	0.000035211	\$5,889,786,575.68	1.000120	37	78
9/6/2017	1.2854%	0.000035216	\$5,897,837,022.64	1.000121	37	77
9/7/2017	1.2889%	0.000035312	\$5,883,257,874.53	1.000125	39	78
9/8/2017	1.2847%	0.000035198	\$5,898,833,747.97	1.000088	38	76
9/9/2017	1.2847%	0.000035198	\$5,898,833,747.97	1.000088	38	76
9/10/2017	1.2847%	0.000035198	\$5,898,833,747.97	1.000088	38	76
9/11/2017	1.2801%	0.000035072	\$5,996,361,333.90	1.000125	37	74
9/12/2017	1.2787%	0.000035033	\$5,998,325,210.06	1.000124	41	78
9/13/2017	1.2779%	0.000035012	\$6,017,045,019.47	1.000125	40	77
9/14/2017	1.2761%	0.000034963	\$6,080,080,972.93	1.000123	41	77
9/15/2017	1.2810%	0.000035096	\$5,937,243,516.45	1.000088	39	76
9/16/2017	1.2810%	0.000035096	\$5,937,243,516.45	1.000088	39	76
9/17/2017	1.2810%	0.000035096	\$5,937,243,516.45	1.000088	39	76
9/18/2017	1.2799%	0.000035066	\$5,963,320,821.28	1.000125	40	78
9/19/2017	1.2839%	0.000035174	\$5,973,584,806.78	1.000124	41	81
9/20/2017	1.2858%	0.000035227	\$5,962,782,532.41	1.000124	42	82
9/21/2017	1.2881%	0.000035291	\$5,976,101,214.61	1.000120	41	78
9/22/2017	1.2844%	0.000035189	\$5,947,798,570.18	1.000050	42	79
9/23/2017	1.2844%	0.000035189	\$5,947,798,570.18	1.000050	42	79
9/24/2017	1.2844%	0.000035189	\$5,947,798,570.18	1.000050	42	79
9/25/2017	1.2666%	0.000034702	\$6,252,620,911.44	1.000109	39	75
9/26/2017	1.2724%	0.000034859	\$6,244,032,738.55	1.000106	42	76
9/27/2017	1.2861%	0.000035235	\$6,050,525,059.63	1.000112	43	78
9/28/2017	1.2930%	0.000035424	\$6,028,232,557.33	1.000111	43	80
9/29/2017	1.2793%	0.000035050	\$5,995,123,374.79	1.000070	43	78
9/30/2017	1.2793%	0.000035050	\$5,995,123,374.79	1.000070	43	78
Average	1.2827%	0.000035142	\$5,970,112,839.99		40	77

Prosperity Bank
Money Market Accounts
September 30, 2017

FUND	DESCRIPTION	BEGINNING BALANCE	DEPOSITS	WITH- DRAWALS	INTEREST	ENDING BALANCE
100	General Operating	67,817,241.99	24,993,173.65	36,802,936.20	64,359.56	56,071,839.00
150	Juvenile Operations	5,883,563.73	17,255.73	1,058,586.92	5,741.41	4,847,973.95
155	Road & Bridge	11,830,145.83	445,582.52	1,734,216.24	11,853.78	10,553,365.89
160	Drainage District	12,544,101.82	26,025.80	619,806.15	13,326.54	11,963,648.01
165	Lateral Road	811,609.20	-	-	885.21	812,494.41
170	Statue Restoration	4,351.48	-	-	4.75	4,356.23
175	City Water Assistance	25,584.20	227.00	187.75	27.77	25,651.22
185	Entex Contributions	4.41	-	-	-	4.41
190	H L & P Assistance	119,919.83	-	3,552.95	128.76	116,495.64
195	County Law Library	1,243,713.52	34,188.93	27,307.79	1,362.46	1,251,957.12
200	Law Enforcement Academy	474,700.53	40,878.15	11,690.13	523.53	504,412.08
360	Law Enforcement Training	174,952.18	-	-	190.82	175,143.00
215	Library Donations	113,844.04	780.23	3,478.06	122.49	111,268.70
225	FBC Asset Forfeiture-Task-State	499,928.47	-	16,244.17	535.26	484,219.56
235	Probate Court Training	100,595.94	850.00	-	110.06	101,556.00
245	Alert Program-Juvenile	52,136.59	-	-	56.86	52,193.45
255	D A Asset Forfeiture-Fed.	52.28	-	-	0.06	52.34
265	Gus George Memorial	4,742.64	-	-	5.17	4,747.81
275	D A Special Fund Run	18,070.40	-	-	19.71	18,090.11
280	Co.Atty.Supplemental Salary	177,453.93	-	4,109.48	190.93	173,535.38
290	VIT Interest (Tax Coll)	12,503.90	4,319.23	-	14.27	16,837.40
300	FBC Elections	765,133.00	39,405.28	189,011.57	706.25	616,232.96
305	FBC Asset Forfeiture-Task-Fed.	16,312.20	339.46	3,022.90	16.96	13,645.72
310	Sheriff Ofc/Forfeiture-Assets-St.	515,137.99	1,362.17	-	562.68	517,062.84
315	Sheriff Ofc/Forfeiture-Assets-Fed.	367,589.97	1,809.40	4,974.16	399.83	364,825.04
320	Constable Pct. 2 F/A	22.70	-	-	0.02	22.72
322	Constable Pct 3 F/A	-	880.29	-	0.64	880.93
324	Constable Pct 1 F/A	-	1,186.58	-	0.86	1,187.44
335	DA Asset Forfeiture-State	284,885.85	-	8,938.75	305.85	276,252.95
810	Toll Road Operations	20,738,623.69	1,763,661.74	32,676.74	23,177.86	22,492,786.55
390	Child Protective Service IV-E	71,995.03	2,400.00	18,968.53	69.53	55,496.03
402	Hope 3 Program Sales	5,527.88	-	-	6.03	5,533.91

Prosperity Bank
Money Market Accounts
September 30, 2017

410	Child Support IVD Reimb.	257,906.69	3,143.38	129.35	282.80	261,203.52
415	Local Law Enf.Block Grant	19,135.33	-	3,311.07	19.71	15,843.97
440	Supervision	2,271,776.34	1,028,426.11	491,226.65	2,497.80	2,811,473.60
205	Surface Water Supply Corp.	7,864.55	-	-	8.58	7,873.13
TREA	Treasurer's Account	924,793.39	9,544,773.92	6,226,811.87	2,735.11	4,245,490.55
INVE	FBC Investment Account	-	-	-	-	-
850M	Boon-Chapman Medical	1,501,779.66	2,000,000.00	2,159,146.75	1,739.02	1,344,371.93
850D	Boon-Chapman Dental	1,387,290.01	162.00	163,374.88	1,432.69	1,225,509.82
882	Boon-Chapman 125	83,192.96	58,098.06	32,033.65	113.75	109,371.12
884	Fee Officer's Account	1,193,257.29	1,581,235.93	1,635,008.41	-	1,139,484.81
912	JP Credit Card Processing	107,029.50	182,548.38	241,162.99	93.35	48,508.24
908	EMS Credit Card Processing	19,131.59	20,986.64	19,819.19	19.09	20,318.13
600/605	Debt Service Account	16,886,084.67	68,732.37	9,244,964.86	9,715.85	7,719,568.03
GAS	FBC Fuel Account (Susser)	5.54	285,663.63	285,669.17	10.39	10.39
332	Fire Marshal St. Ass't. Forfeiture	663.25	-	-	0.72	663.97
JE04	JP #4 E-Filing	3,384.44	3,824.50	6,952.94	2.47	258.47
DACC	D A Credit Card Processing	367.10	3,802.88	1,852.44	0.85	2,318.39
PTCC	Public Transportation Credit Cards	946.04	1,215.30	1,814.46	0.66	347.54
CSCC	CSCD Credit Card	88,743.60	135,056.45	94,292.82	98.79	129,606.02
LBCC	Library Credit Card	3,793.04	9,143.12	11,391.99	2.28	1,546.45
JUCC	Juvenile Credit Card	1,163.17	2,238.43	2,580.80	0.93	821.73
815	Grand Pkwy Toll Road Ops	6,700,652.11	1,910,306.98	1,306,867.13	7,706.07	7,311,798.03
145	Emergency Svc Dist 100	3,882,179.20	-	-	4,234.24	3,886,413.44
130	Assistant Dist Number 1	16,601,717.72	271,509.80	1,500.00	18,304.52	16,890,032.04
131	Assistant Dist Number 2	568,505.54	99,593.71	1,100.00	692.36	667,691.61
133	Assistant Dist Number 4	674,124.37	20,268.25	425.00	749.95	694,717.57
134	Assistant Dist Number 5	123,960.27	5,621.26	425.00	139.24	129,295.77
805	Grand Pkwy Toll RD Rev Bond	3,451,193.76	-	-	3,764.17	3,454,957.93
206	Industrial Development Corp	125,244.37	-	-	136.60	125,380.97
135	Assistant Dist Number 6	2,212,111.62	103,802.67	2,400.00	2,487.93	2,316,002.22
CCCS	Non Fee Officer CC Clearing Acct	144,143.76	32,037.70	161.53	171.13	176,191.06
801	Sr. Lien Toll Rd Rev Bonds 2014	828,871.88	-	-	904.04	829,775.92
802	Sr. Lien Toll Rd Rev Bonds 2016	10,238,976.21	-	3,053,784.84	9,347.72	7,194,539.09

Prosperity Bank
Money Market Accounts
September 30, 2017

JPMT	Juror Payments	17,395.00	16,604.00	27,989.00	13.16	6,023.16
	Engineering Permitting E-Check	8,170.19	810.00	10.19	9.28	8,979.28
207	FBC Historical Commission	4,330.74	-	115.00	4.65	4,220.39
208	East FBC Development	-	-	-	-	-
742	Facilities Bonds 2016	19,653,199.13	-	4,042,364.26	20,429.60	15,631,264.47
744	Mobility Bonds 2016	20,305,639.54	157,810.00	2,653,157.61	21,103.77	17,831,395.70
746	Jail Energy Efficiency Project	-	-	-	-	-
748	Mobility Bonds 2017	3,782,628.69	-	-	4,125.66	3,786,754.35
750	Mission Bend/Four Corners	14,153,084.98	5,474.47	26,586.28	15,423.28	14,147,396.45
JE11	JP 1-1 E-Filing	988.81	1,948.75	2,488.31	0.86	450.11
JE12	JP 1-2 E-Filing	1,072.43	2,430.00	3,374.43	0.99	128.99
JE02	JP 2 E-Filing	3,921.17	4,870.50	8,308.42	2.88	486.13
JE03	JP 3 E-Filing	2,263.72	6,594.25	6,966.97	2.50	1,893.50
752	FBC Westpark Extension	55,149,274.66	-	31,000.00	60,123.49	55,178,398.15
806	Grand Parkway Toll Rd Authority	264,150.88	-	-	288.11	264,438.99
	Total	308,330,554.13	44,943,059.60	72,330,276.75	313,646.95	281,256,983.93